

Low Profile Lighting

The H. E. Williams Architectural Surface Mount (ASM) is a slim, linear fluorescent fixture with a contemporary design that fits perfectly into any office, hallway, or classroom environment.

To accommodate different lighting tasks, ceiling heights or illumination levels, the ASM may be surface mounted, semi-recessed into a grid ceiling, or suspended from cables or stems. Shielding choices include an impact-resistant ribbed acrylic diffuser or optional cross blade louvers.

Less than three inches deep, the ASM is constructed of .040" die formed aluminum with die cast decorative end caps that provide a balance of durability and elegant design. The ASM is optically engineered to provide a combination of work surface illumination and sidelight to brighten the room.



ASM

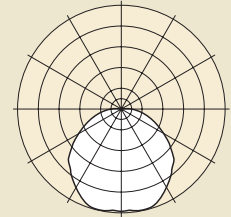
Architectural Surface Mount



A Visible Difference
www.hew.com

ASMS-4-154T5H-A-EB1

Shown with ribbed acrylic lens

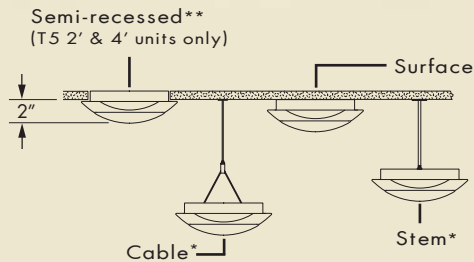


LUMEN SUMMARY

ZONE	LUMENS	% LAMP	% FIXTURE
0 - 30	978.	19.6	27.1
0 - 40	1582.	31.6	43.8
0 - 60	2746.	54.9	76.0
0 - 90	3538.	70.8	97.9
0 - 180	3614.	72.3	100.0

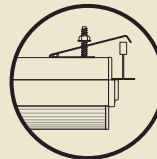
TOTAL LUMINAIRE OPTICAL EFFICIENCY = 72.3 %

MOUNTING



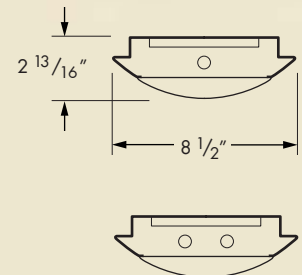
** Semi-recessed available for T5 units only. Suitable for installation in NEMA Type "G" ceiling system of 1" wide (nominal) tees mounted across ends of fixture 24" O.C. or 48" O.C., using factory furnished mounting brackets (see detail view). Fixtures may be mounted in continuous row. Ceiling tiles are supported along sides by fixture housing. Fixture protrudes 2" below ceiling plane.

Semi-recessed Detail View



* ASM Cable Kit or ASM Pendant Kit required for either type of mounting. Ships separately. Consult factory for exact ordering information.

CROSS-SECTIONS



1 or 2 T5 lamps or
1, 2, or 3 T8 lamps

ORDERING INFORMATION

