

## ORDERING LAMPS

### LAMPS INSTALLED:

A wide variety of Williams' recessed troffers and certain suspended architectural fixtures are available with lamps furnished and installed in the fixture. Refer to specific fixture information for lamp options.

### GENERIC LAMPS:

The term generic means factory choice of lamp manufacturer. To order fixture with generic lamps installed, select appropriate lamp from tables below and suffix fixture catalog number with lamp designation suffix.

Example: HE3G-D24-332-36S-FO32/841-EB3-120

### SPECIFIC MANUFACTURER:










For specific lamp catalog number and/or manufacturer, suffix fixture catalog number with manufacturer and lamp catalog number.

Example:  
HE3G-D24-332-36S-OSRAM/SYLVANIA-FO32/835-EB3-120

### FBO LAMPS:

For fixtures with lamps installed, furnished by others, suffix fixture catalog number with FBO - Lamp manufacturer and lamp catalog number.

Example:  
HE3G-D24-332-36S-FBO-OSRAM/SYLVANIA-FO32/835-EB3-120

LAMP TYPE/SIZE									
	<b>T2</b>	<b>T4</b> Compact	<b>T5</b>	<b>T5</b> Long Twin Tube	<b>T8</b>	<b>T8 SL</b> Slimline	<b>T8 HO</b> High Output	<b>T8 U-Lamp</b> 1 5/8" leg space    6" leg space	
<b>DIAMETER</b>	1/4"	1/2"	5/8"	5/8"	1"	1"	1"	1"	
<b>BASE</b>	Axial Base	See table Page 140	Miniature Bi-Pin	2G11	Medium Bi-Pin	Single Pin	Rec. Double Contact	Medium Bi-Pin	

## BALLASTS

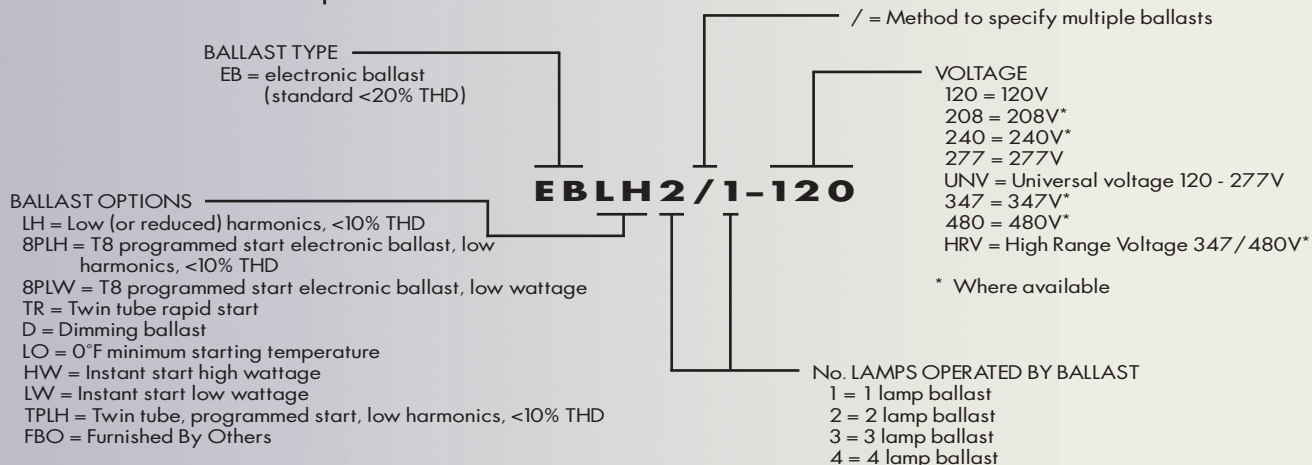
Unless otherwise specified, Williams fixtures are provided with generic electronic ballasts. The term generic means factory choice of ballast manufacturer utilized. All ballasts are high quality, industry recognized manufacturers.

### BASIC RULES:

- Where available, a generic electronic ballast is provided
- T5: Defaults to programmed start (14, 21, 24, 28, 39, & 54 watt)
- TT: (Long Twin Tube): Defaults to instant start (40 watt only)
- T8: Defaults to instant start

## GENERIC BALLAST LOGIC

Note: Ballasts are not manufacturer specific



### EXAMPLES:

- EBLH2/2/2 = (3) 2 lamp instant start electronic ballasts, <10% THD
- EBD1 = 1 lamp electronic dimming ballast

### SPECIFIC BALLAST AND/OR MANUFACTURER: Designate the manufacturer and voltage

- EB - ADVANCE - 120 Example: 50G-S24-332-SAI2125-EB3-ADVANCE-120
- EB - SYLVANIA - 277 Example: SDI-4-332-F-S3634-EB2/1-SYLVANIA-277