

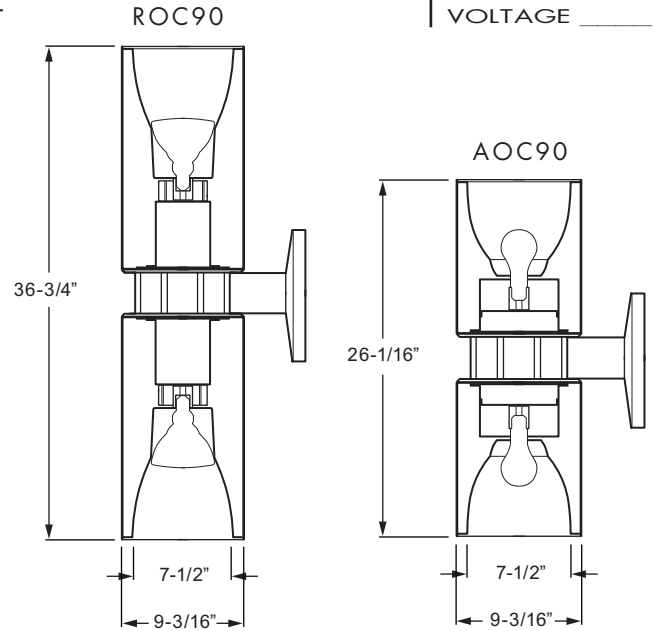
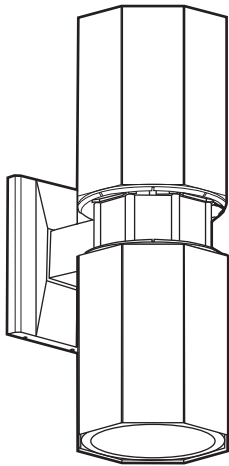
INCANDESCENT

JOB _____

TYPE _____

VOLTAGE _____

9" OCTAGONAL WALL MOUNT UP/DOWN CYLINDER A/REFLECTOR LAMP



CATALOG NUMBER

SERIES	WATTAGE	LAMP BASE	VOLTAGE
AOC90	100U/100D	A21IF/MED	
AOC90	150U/150D	A21IF/MED	
AOC90	200U/200D	A21IF/MED	
ROC90	120U/120D	PAR38/MED	
ROC90	250U/250D	PAR38K/MED	

- Standard self-flanged aluminum reflector with semi-specular/low-iridescent (CS) finish.
- Standard cylinder colors are bronze, black or white (must specify when ordering).
- Heavy-gauge die-formed and welded aluminum housings.
- Wall mount standard.
- Prewired at factory for easy field installation.
- Lamp by others.
- Clear tempered glass upright shield standard.
- For different lamp configurations, consult factory.
- Custom colors available.
- UL/CUL listed for dry or damp locations. UL/CUL listed as wet location under covered ceiling when used in conjunction with C73/___ or CGS/___ option.
- This fixture is proudly made in the USA.

OPTIONS & ADDERS

SUFFIX

Clear semi-specular reflector	CS
Clear specular reflector (1)	SPC
Straw reflector (1)	STR
Champagne gold reflector (1)	CG
Gold reflector (1)	GD
Wheat reflector (1)	WT
Pewter reflector (1)	PW
Satin glow reflector (1)	SG
Matte white trim (1)	MWT
Micro-baffle (1)	MB
Luminous disk (1)	LD
Luminous disk open (1)	LDO
Luminous ring (1)	LR
C73 clear prismatic glass lens w/accent cone (1) (A lamp only)	C73/AC
C73 clear prismatic glass lens w/micro-baffle (1) (A lamp only)	C73/MB
Clear glass lens w/accent cone (1) (A lamp only)	CGS/AC
Clear glass lens w/micro-baffle (1) (A lamp only)	CGS/MB
Fresnel glass lens w/accent cone (1) (A lamp only)	FF/AC
Fresnel glass lens w/micro-baffle (1) (A lamp only)	FF/MB
Fuse (2)	F



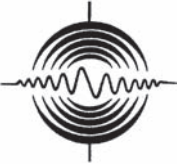
FIXTURE SUBMITTED/APPROVED

PHOTOMETRIC DATA

AOC90-200/200-A21IF/MED

BUILDING ACOUSTICS & LIGHTING LABORATORIES, INC.

1618 HEADLAND DR.
FENTON, MO 63026
(314) 343-6006
(314) 343-6051 FAX



Report No: **10718.0**

Date: **6/20/00**

Description: **1/200W A21IF Incandescent 7.5" dia Recessed Downlight Luminaire
Low Iridescent Specular Reflector w/Open Bottom**

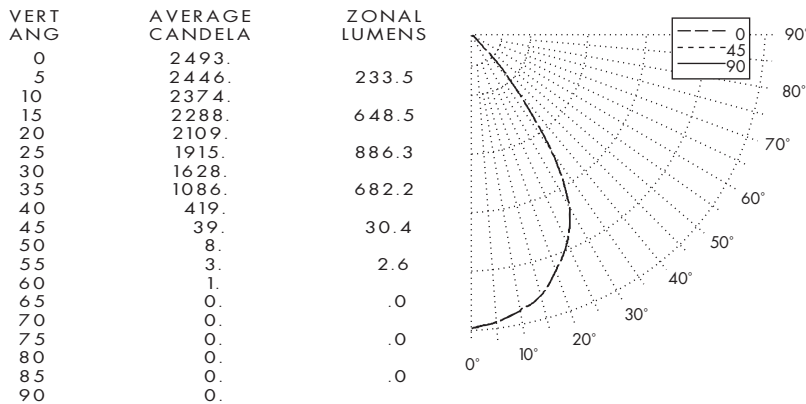
Catalog No: **AOC90-200/200-A21IF/MED**

Lamp Type: **200A21IF**

Rated Lumens: **3930.**

No. Lamps: **1**

CANDLEPOWER DISTRIBUTION



ZONAL CAVITY COEFFICIENTS OF UTILIZATION

EFFECTIVE FLOOR CAVITY REFLECTANCE = .20

CEILING	80				70				50			30			
	WALL RCR	70	50	30	10	70	50	30	10	50	30	10	50	30	10
0		.75	.75	.75	.75	.73	.73	.73	.73	.70	.70	.70	.67	.67	.67
1		.72	.71	.69	.68	.71	.69	.68	.67	.67	.66	.65	.64	.63	.63
2		.69	.66	.64	.62	.67	.65	.63	.61	.63	.61	.60	.61	.60	.58
3		.66	.62	.59	.57	.64	.61	.58	.56	.59	.57	.55	.58	.56	.54
4		.62	.58	.55	.52	.61	.57	.54	.52	.56	.53	.51	.55	.52	.51
5		.59	.54	.51	.48	.58	.54	.50	.48	.53	.50	.48	.52	.49	.47
6		.57	.51	.48	.45	.56	.51	.48	.45	.50	.47	.45	.49	.46	.44
7		.54	.48	.45	.42	.53	.48	.45	.42	.47	.44	.42	.46	.44	.42
8		.51	.45	.42	.39	.50	.45	.41	.39	.44	.41	.39	.44	.41	.39
9		.48	.42	.38	.36	.47	.42	.38	.36	.41	.38	.36	.41	.38	.36
10		.45	.39	.36	.33	.45	.39	.36	.33	.38	.35	.33	.38	.35	.33

FIXTURE QUANTITY QUICK ESTIMATOR TABLES

REFLECTANCE: Ceiling = 80%
Walls = 50%
Floor = 20%

LIGHT LOSS FACTOR: 1.0

Room Size - 10' Ceiling	±50 ftc	±75 ftc	±100 ftc
Small - 400 Sq Ft	9	16	16
Medium - 900 Sq Ft	16	30	36
Large - 1600 Sq Ft	30	49	64

LUMEN SUMMARY

ZONE	LUMENS	%LAMP	%FIXT	ZONE	LUMENS	%LAMP	%FIXT	
0-30	1768.	45.0	71.2	90-120	0.	.0	.0	
0-40	2451.	62.4	98.7	90-130	0.	.0	.0	
0-60	2484.	63.2	100.0	90-150	0.	.0	.0	
0-90	2484.	63.2	100.0	90-180	0.	.0	.0	
TOTAL LUMINAIRE =					0-180	2484.	63.2	100.0

IES SPACING CRITERIA: ADJACENT = 1.0 DIAGONAL = .7

LUMINANCES FOOT LAMBERTS

VERT ANG	HORIZ ANG
45	1933.
55	175.
65	0.
75	0.
85	0.

MAXIMUM BRIGHTNESS NOT MEASURED

COLOR CONVERSION FACTORS

Straw = x .97
Champagne = x .96
Micro-baffle = x .60
Gold = x .93
Wheat = x .88
Pewter = x .86



H.E. WILLIAMS, INC.

LIGHT CONE QUICK CALCULATOR TABLES

MNT HGT-FT	FC at Edge of Cone	FC at Nadir	Adjacent	Cone Dia. Diagonal
8	19.5	39.0	8.0	5.6
10	12.5	24.9	10.0	7.0
12	8.7	17.3	12.0	8.4
14	6.4	12.7	14.0	9.8
16	4.9	9.7	16.0	11.2
18	3.8	7.7	18.0	12.6
20	3.1	6.2	20.0	14.0