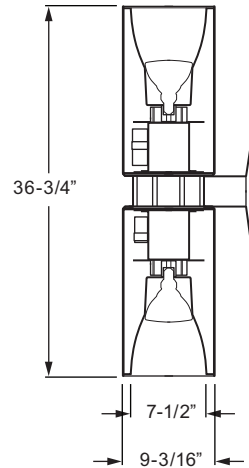
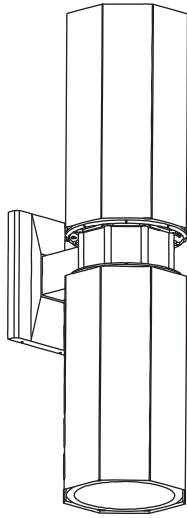


9" PAR LAMP OCTAGONAL WALL MOUNT UP AND DOWN CYLINDER



CATALOG NUMBER

SERIES	WATTAGE	LAMP BASE	VOLTAGE
MHROC90	70/70	PAR38/MED	
MHROC90	100/100	PAR38/MED	

- Standard self-flanged aluminum reflector with semi-specular low-iridescent (CS) finish.
- Standard cylinder colors are bronze, black, or white (must specify when ordering).
- Heavy-gauge die-formed and welded aluminum housings.
- Wall mount standard.
- Porcelain socket.
- Encapsulated core and coil ballast: dual tap (120/277).
- Prewired at factory for easy field installation.
- Lamp by others.
- Clear tempered glass upright shield standard.
- For different lamp configurations, consult factory.
- Custom colors available.
- UL/CUL listed for dry or damp locations.
- This fixture is proudly made in the USA.

OPTIONS & ADDERS

SUFFIX

White housing	WHT
Black housing	BLK
Bronze housing	BRZ
Clear semi-specular reflector	CS
Clear specular reflector (1)	SPC
Straw reflector (1)	STR
Champagne gold reflector (1)	CG
Gold reflector (1)	GD
Wheat reflector (1)	WT
Pewter reflector (1)	PW
Satin-glow reflector (1)	SG
Micro-baffle (1)	MB
Fuse (2)	F
208, 240, 347, 480 volt (2)	(#) VOLT
Electronic ballast (2) (Consult factory)	EB

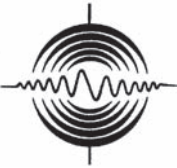
FIXTURE SUBMITTED/APPROVED



DOWNLIGHTING

BUILDING ACOUSTICS & LIGHTING LABORATORIES, INC.

1618 HEADLAND DR.
FENTON, MO 63026
(314) 343-6006
(314) 343-6051 FAX



Report No: **8727.0**

Date: **3/12/96**

Description: **100W Metal Halide Par 38 Lamp 7.375" dia Recessed Luminaire
Low Iridescent Specular Reflector w/Open Bottom**

2 Motorola Ballast #M1-CF-32-B-S-120

Catalog No: **MHROC90-100-PAR38**

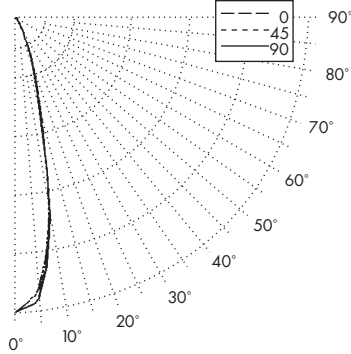
Lamp Type: **M90 (MP100PAR38/U/SP20)**

Rated Lumens: **5200.**

No. Lamps: **1**

CANDLEPOWER DISTRIBUTION

VERT ANG	HORIZONTAL ANGLE					ZONAL LUMENS
	0	22.5	45	67.5	90	
0	22827.	22827.	22827.	22827.	22827.	2061.3
5	21816.	21707.	21188.	21652.	21846.	
10	15309.	15195.	15110.	15200.	15609.	2087.3
15	7739.	7310.	7485.	7255.	7066.	
20	4182.	4032.	4032.	4137.	3743.	811.9
25	1761.	1761.	1826.	1722.	1652.	
30	818.	778.	739.	714.	744.	185.3
35	309.	304.	299.	289.	264.	
40	100.	95.	95.	95.	90.	43.5
45	65.	55.	60.	50.	55.	
50	30.	25.	30.	35.	25.	.0
55	0.	0.	0.	0.	0.	
60	0.	0.	0.	0.	0.	.0
65	0.	0.	0.	0.	0.	
70	0.	0.	0.	0.	0.	.0
75	0.	0.	0.	0.	0.	
80	0.	0.	0.	0.	0.	.0
85	0.	0.	0.	0.	0.	
90	0.	0.	0.	0.	0.	



ZONAL CAVITY COEFFICIENTS OF UTILIZATION

EFFECTIVE FLOOR CAVITY REFLECTANCE = .20

CEILING	.80				.70				.50			.30		
	WALL	.70	.50	.30	.10	.70	.50	.30	.10	.50	.30	.10	.50	.30
0	119	119	119	119	116	116	116	116	111	111	111	106	106	106
1	115	113	112	110	113	111	110	109	107	106	105	104	103	102
2	111	108	105	103	109	106	104	102	103	101	99	101	99	97
3	108	104	101	98	107	103	100	97	100	98	96	98	96	94
4	105	100	96	93	104	99	95	93	97	94	92	95	93	91
5	102	96	92	90	101	96	92	89	94	91	88	92	90	88
6	100	94	90	87	98	93	89	87	92	89	86	90	88	86
7	97	91	87	84	96	90	87	84	89	86	84	88	85	83
8	94	88	84	82	93	88	84	81	87	83	81	86	83	81
9	92	85	82	79	91	85	81	79	84	81	79	83	80	78
10	89	83	79	76	88	82	78	76	81	78	76	81	78	76

FIXTURE QUANTITY QUICK ESTIMATOR TABLES

REFLECTANCE: Ceiling = 80%
Walls = 50%
Floor = 20%

LIGHT LOSS FACTOR: 1.0

Room Size - 10' Ceiling	±. 50 ftc	±. 75 ftc	±. 100 ftc
Small - 400 Sq Ft	4	6	9
Medium - 900 Sq Ft	9	12	16
Large - 1600 Sq Ft	16	25	30

LUMEN SUMMARY

ZONE	LUMENS	%LAMP	%FIXT	ZONE	LUMENS	%LAMP	%FIXT
0-30	4960.	95.4	95.6	90-120	0.	.0	.0
0-40	5146.	99.0	99.2	90-130	0.	.0	.0
0-60	5189.	99.8	100.0	90-150	0.	.0	.0
0-90	5189.	99.8	100.0	90-180	0.	.0	.0
TOTAL LUMINAIRE =				0-180	5189.	99.8	100.0

IES SPACING CRITERIA: END = .4 DIAGONAL = .4 CROSS = .4

LUMINANCES FOOT LAMBERTS

VERT ANG	HORIZONTAL ANGLE		
	0	45	90
45	972.	897.	822.
55	0.	0.	0.
65	0.	0.	0.
75	0.	0.	0.
85	0.	0.	0.

MAXIMUM BRIGHTNESS NOT MEASURED

LIGHT CONE QUICK CALCULATOR TABLES

MNT HGT-FT	FC at		End	Cone Dia.	
	Edge of Cone	FC at Nadir		Diagonal	Cross
8	178.3	356.7	3.2	3.2	3.2
10	114.1	228.3	4.0	4.0	4.0
12	79.3	158.5	4.8	4.8	4.8
14	58.2	116.5	5.6	5.6	5.6
16	44.6	89.2	6.4	6.4	6.4
18	35.2	70.5	7.2	7.2	7.2
20	28.5	57.1	8.0	8.0	8.0

COLOR CONVERSION FACTORS

Straw = x .97	Wheat = x .88
Champagne = x .96	Pewter = x .86
Micro-baffle = x .60	Gold = x .93