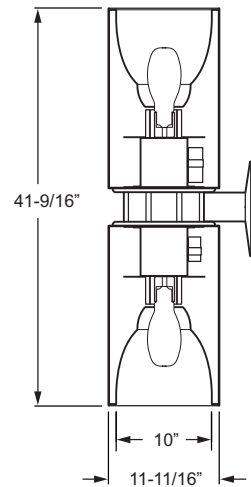
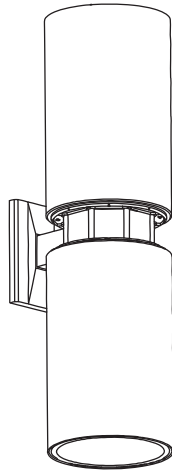


## 11" OPEN RATED ROUND WALL MOUNT CYLINDER UP & DOWN CYLINDER REQUIRES MP SERIES LAMP



### CATALOG NUMBER

SERIES	WATTAGE	LAMP BASE	VOLTAGE
OMHC11	70/70	ED28-MP-MOG	
OMHC11	100/100	ED28-MP-MOG	
OMHC11	150/150*	ED28-MP-MOG	

\* HPS only.

- Wall mount standard.
- Standard self-flanged aluminum reflector with semi-specular low-iridescent (CS) finish.
- Standard cylinder colors are bronze, black, or white (must specify when ordering).
- Porcelain socket.
- Heavy-gauge aluminum cylinders.
- Encapsulated core and coil ballast: dual tap (120/277).
- Prewired at factory for easy field installation.
- Lamp by others.
- For different lamp configurations consult factory.
- Custom colors available.
- UL/CUL listed for dry or damp locations. UL/CUL listed as wet location under covered ceiling when used in conjunction with C73/\_\_\_ or CGS/\_\_\_ option.
- This fixture is proudly made in the USA.

### OPTIONS & ADDERS

### SUFFIX

White housing	WHT
Black housing	BLK
Bronze housing	BRZ
Clear semi-specular reflector	CS
Clear specular reflector (1)	SPC
Straw reflector (1)	STR
Champagne gold reflector (1)	CG
Gold reflector (1)	GD
Wheat reflector (1)	WT
Pewter reflector (1)	PW
Satin-glow reflector (1)	SG
Fuse (2)	F
Micro-baffle (1)	MB
Quartz restrike (1) (Enclosed fixtures only)	QRS
High pressure sodium (2)	Prefix HPS-
208, 240, 347, 480 volt (2)	(#) VOLT
C73 clear prismatic glass lens w/accent cone (1)	C73/AC
C73 clear prismatic glass lens w/micro-baffle (1)	C73/MB
Fresnel glass lens w/accent cone (1)	FF/AC
Fresnel glass lens w/micro-baffle (1)	FF/MB
Clear glass lens w/accent cone (1)	CGS/AC
Clear glass lens w/micro-baffle (1)	CGS/MB
Electronic ballast (2) (Consult factory)	EB

**FIXTURE SUBMITTED/APPROVED**



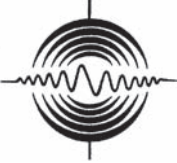
DOWNLIGHTING

# PHOTOMETRIC DATA

## OMHC11-100/100-ED28-MP-MOG

**BUILDING ACOUSTICS & LIGHTING LABORATORIES, INC.**

1618 HEADLAND DR.  
FENTON, MO 63026  
(314) 343-6006  
(314) 343-6051 FAX



Report No: **8965.0**

Date: **7/24/96**

Description: **1/100W ED28 Coated Metal Halide 10" dia Recessed Luminaire  
Low Iridescent Specular Reflector w/Open Bottom  
Generated from #8140.0**

Catalog No: **OMHC11-100/100-ED28-MP-MOG**

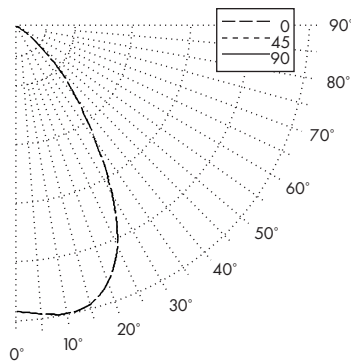
Lamp Type: **M90 MH100/C/U/ED28**

Rated Lumens: **9000.**

No. Lamps: **1**

### CANDLEPOWER DISTRIBUTION

VERT ANG	AVERAGE CANDELA	ZONAL LUMENS
0	4893.	
5	4947.	472.2
10	4998.	
15	4921.	1395.0
20	4644.	
25	4127.	1910.4
30	3267.	
35	2357.	1480.4
40	1619.	
45	1046.	810.3
50	555.	
55	241.	216.4
60	100.	
65	12.	11.5
70	2.	
75	1.	1.1
80	0.	
85	0.	0.
90	0.	



### ZONAL CAVITY COEFFICIENTS OF UTILIZATION

EFFECTIVE FLOOR CAVITY REFLECTANCE = .20

CEILING WALL RCR	80				70				50			30		
	70	.50	.30	.10	70	.50	.30	.10	.50	.30	.10	.50	.30	.10
0	.83	.83	.83	.83	.81	.81	.81	.81	.78	.78	.78	.74	.74	.74
1	.79	.77	.76	.74	.78	.76	.74	.73	.73	.72	.71	.71	.70	.69
2	.75	.72	.69	.67	.74	.71	.68	.66	.68	.66	.64	.66	.65	.63
3	.71	.67	.63	.60	.70	.66	.63	.60	.64	.61	.59	.62	.60	.58
4	.67	.62	.58	.55	.66	.61	.57	.55	.60	.56	.54	.58	.56	.53
5	.64	.57	.53	.50	.62	.57	.53	.50	.56	.52	.49	.54	.51	.49
6	.60	.54	.49	.46	.59	.53	.49	.46	.52	.48	.46	.51	.48	.45
7	.57	.50	.45	.42	.56	.49	.45	.42	.48	.45	.42	.48	.44	.42
8	.53	.46	.42	.38	.52	.46	.41	.38	.45	.41	.38	.44	.41	.38
9	.50	.42	.38	.35	.49	.42	.38	.35	.41	.37	.35	.41	.37	.34
10	.47	.39	.35	.32	.46	.39	.34	.32	.38	.34	.32	.38	.34	.31

### FIXTURE QUANTITY QUICK ESTIMATOR TABLES

REFLECTANCE: Ceiling = 80%  
Walls = 50%  
Floor = 20%

LIGHT LOSS FACTOR: 1.0

Room Size - 10' Ceiling	±. 50 ftc	±. 75 ftc	±. 100 ftc
Small - 400 Sq Ft	4	6	9
Medium - 900 Sq Ft	9	12	16
Large - 1600 Sq Ft	16	20	30

### LUMEN SUMMARY

ZONE	LUMENS	%LAMP	%FIXT	ZONE	LUMENS	%LAMP	%FIXT	
0-30	3778.	42.0	60.0	90-120	0.	.0	.0	
0-40	5258.	58.4	83.5	90-130	0.	.0	.0	
0-60	6285.	69.8	99.8	90-150	0.	.0	.0	
0-90	6297.	70.0	100.0	90-180	0.	.0	.0	
TOTAL LUMINAIRE =					0-180	6297.	70.0	100.0

IES SPACING CRITERIA: ADJACENT = 1.1      DIAGONAL = .8

### LUMINANCES FOOT LAMBERTS

VERT ANG	HORIZ ANG
45	8523.
55	2423.
65	158.
75	24.
85	0.

MAXIMUM BRIGHTNESS NOT MEASURED

### COLOR CONVERSION FACTORS

Straw = x .97  
Champagne = x .96  
Micro-baffle = x .60  
Gold = x .93  
Wheat = x .88  
Pewter = x .86



H.E. WILLIAMS, INC.

### LIGHT CONE QUICK CALCULATOR TABLES

MNT HGT-FT	FC at Edge of Cone	FC at Nadir	Adjacent	Cone Dia. Diagonal
8	38.2	76.5	8.8	6.4
10	24.5	48.9	11.0	8.0
12	17.0	34.0	13.2	9.6
14	12.5	25.0	15.4	11.2
16	9.6	19.1	17.6	12.8
18	7.6	15.1	19.8	14.4
20	6.1	12.2	22.0	16.0