

RECESSED DIRECT/INDIRECT LENSED

DIL

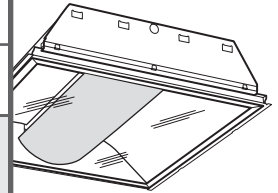
SUBMITTAL:

2x2

JOB:

TYPE:

VOLTAGE:



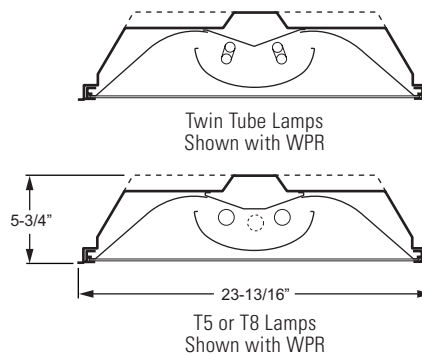
EXAMPLE

DIL G - S 2 2 - 3 17 - F AD - OPTIONS - EB3 - UNV

SERIES CEILING TYPE FIX. STYLE NOM. W. NOM. L. TOTAL WATTAGE/LAMPS TYPE DOOR SHIELDING OPTIONS BALLAST TYPE VOLTAGE

FEATURES

- ▶ Transparent lensed door provides a barrier between the room and the perforated diffuser to discourage vandals and minimize contaminants. Double or triple gasketing options available.
- ▶ Available with a variety of architectural diffuser options designed to complement the full DI Series, including the .125" frosted acrylic ribbed diffuser.
- ▶ Fully enclosed spring-loaded cam latches allow years of hassle-free maintenance.
- ▶ T-slot steel hinge allows reversible hinging and latching and ensures positive retention when door is opened.
- ▶ 5-3/4" deep housing with raised ballast wireway.
- ▶ Deep reinforcement ribs provide added strength.
- ▶ Optional anti-microbial powder coating available to prevent the spread of dangerous micro-organisms and suppress the growth of mold and bacteria.
- ▶ This fixture is proudly made in the USA.



SPECIFICATIONS

Housing – 22-gauge die-formed C.R.S.
Door Frame & Lens – Transparent acrylic lens, .118" thick, mounted in .050" thick extruded aluminum door frame, flat with mitered corners.
Reflector – Precision die-formed C.R.S. with highly reflective, non-glare matte white polyester powder coated finish.
Shielding – Die-formed C.R.S., 50% open perforation, white powder coated round diffuser with matte white acrylic overlay.
Finish – 92% minimum average reflective white polyester powder coat bonded to phosphate-free, multi-stage pretreated metal. All parts painted after fabrication to facilitate installation, increase efficiency, and inhibit corrosion.
Electrical – Electronic ballast standard, rated Class P.

Lamp	Instant Start	Program Start
T5		•
T8	•	
40TT	•	
50TT		•
55TT		•

Mounting – NEMA Type "G" standard. NEMA Type "F" available.
Labels – UL/CUL listed as recessed fluorescent luminaire suitable for dry or damp locations.

ORDERING INFORMATION

SERIES

DIL Recessed Direct/Indirect Lensed

CEILING TYPE

G NEMA Type "G"
F NEMA Type "F"

FIXTURE STYLE

S Full door frame, no reveal

NOMINAL WIDTH

2 2'

NOMINAL LENGTH

2 2'

TOTAL LAMPS

1, 2, or 3

LAMP WATTAGE/TYPE

14T5S 2', 14-watt T5
17 2', 17-watt T8
24T5H 2', 24-watt T5HO
40TT¹ 2', 40-watt long twin tube¹
50TT¹ 2', 50-watt long twin tube¹
55TT¹ 2', 55-watt long twin tube¹

DOOR FRAME

F Flat aluminum

SHIELDING

See back for shielding details.

WPR White perforated round
AD Acrylic
WP White perforated flat
WPR/SLT/LW White slot-perforated lengthwise round
WPR/SPLIT White perforated round with split
WPR/ACRY/CTR/CLR White perforated round with center clear acrylic (consult factory for additional colors)

OPTIONS

For generic EM ballast options (must specify voltage), see Fluorescent Information section.

EQCLIPS Earthquake clips (4 per fixture)
DG/MYLAR Double gasket
TG/MYLAR Triple gasket
AMW Anti-microbial white finish

BALLAST TYPE

EB1 1-lamp electronic ballast
EB2 2-lamp electronic ballast
EB3 3-lamp electronic ballast
EB2/1 (1) 2-lamp and (1) 1-lamp electronic ballast

VOLTAGE

120 120V
277 277V
UNV 120-277V
347 347V

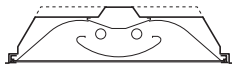
¹ 1- or 2-lamp fixtures only.

2x2

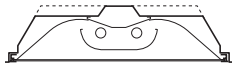
PHOTOMETRY – DIL WITH WPR OPTION

Catalog #: **DILG-S22-240TT-FWPR**

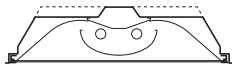
SHIELDING OPTIONS



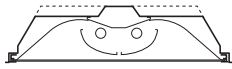
Shown with AD



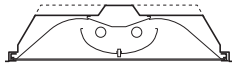
Shown with WP



Shown with WPR or WRP/SLT/LW



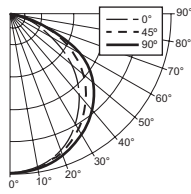
Shown with WPR/SPLIT



Shown with WPR/ACRY/CTR/CLR

TEST REPORT INFORMATION

- ▶ Test Report #: 14038.0
- ▶ Date: 04/21/08
- ▶ Lamp Type: FT40W/2G11/835
- ▶ Lamp Quantity: 2



LUMEN SUMMARY

Zone	Lumens	% Lamp	% Fixture
0 - 30	1047.	16.6	29.2
0 - 40	1712.	27.2	47.8
0 - 60	3011.	47.8	84.1
0 - 90	3582.	56.9	100.0
Total Luminaire:			
0 - 180	3582.	56.9	100.0

Total Luminaire Optical Efficiency: **56.9%**
IES Spacing Criteria: End = 1.2, Diagonal = 1.3, Across = 1.3

CANDLEPOWER DISTRIBUTION

Vertical Angle	Horizontal Angle			Zonal Lumens
	0°	45°	90°	
0	1346.	1346.	1346.	
5	1345.	1333.	1341.	127.8
15	1279.	1286.	1304.	365.3
25	1166.	1197.	1230.	553.6
35	996.	1060.	1127.	665.7
45	779.	888.	988.	687.6
55	535.	693.	805.	611.0
65	294.	446.	503.	422.5
75	98.	133.	152.	141.0
85	5.	7.	8.	7.2
90	0.	0.	0.	

ZONAL CAVITY COEFFICIENTS

Room Cavity Ratio	Ceiling			Wall			Floor		
	.80	.70	.50	.80	.70	.50	.80	.70	.50
0	.68	.68	.68	.66	.66	.66	.63	.63	.63
1	.63	.61	.59	.61	.59	.57	.57	.55	.54
2	.58	.54	.51	.57	.53	.50	.51	.48	.46
3	.53	.48	.44	.52	.47	.43	.46	.42	.40
4	.49	.43	.38	.48	.42	.38	.41	.37	.34
5	.45	.38	.33	.44	.37	.33	.36	.32	.29
6	.41	.34	.29	.40	.33	.29	.32	.28	.25
7	.38	.30	.26	.37	.30	.25	.29	.25	.22
8	.35	.27	.22	.34	.27	.22	.26	.22	.19
9	.32	.24	.20	.31	.24	.20	.23	.19	.16
10	.30	.22	.18	.29	.22	.18	.21	.17	.15

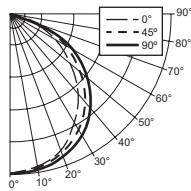
Effective Floor Cavity Reflectance = .20

PHOTOMETRY – DIL WITH AD OPTION

Catalog #: **DILG-S22-317-FAD**

TEST REPORT INFORMATION

- ▶ Test Report #: 14230.0
- ▶ Date: 08/06/08
- ▶ Lamp Type: F17WT8/835/RS
- ▶ Lamp Quantity: 3



LUMEN SUMMARY

Zone	Lumens	% Lamp	% Fixture
0 - 30	921.	21.9	30.2
0 - 40	1501.	35.7	49.2
0 - 60	2583.	61.5	84.6
0 - 90	3054.	72.7	100.0
Total Luminaire:			
0 - 180	3054.	72.7	100.0

Total Luminaire Optical Efficiency: **72.7%**
IES Spacing Criteria: End = 1.2, Diagonal = 1.2, Across = 1.3

CANDLEPOWER DISTRIBUTION

Vertical Angle	Horizontal Angle			Zonal Lumens
	0°	45°	90°	
0	1185.	1185.	1185.	
5	1180.	1178.	1179.	112.5
15	1124.	1137.	1148.	322.2
25	1015.	1052.	1086.	486.6
35	857.	926.	978.	579.9
45	670.	760.	825.	583.6
55	465.	562.	633.	498.1
65	265.	344.	404.	338.4
75	90.	120.	133.	125.0
85	6.	7.	8.	7.6
90	0.	0.	0.	

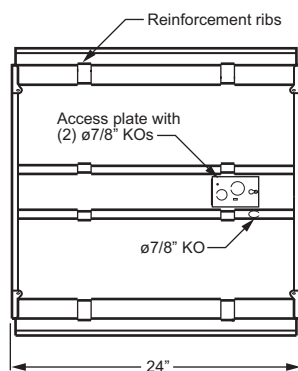
ZONAL CAVITY COEFFICIENTS

Room Cavity Ratio	Ceiling			Wall			Floor		
	.80	.70	.50	.80	.70	.50	.80	.70	.50
0	.87	.87	.87	.85	.85	.85	.81	.81	.81
1	.81	.78	.75	.79	.76	.74	.73	.71	.69
2	.74	.69	.65	.72	.68	.64	.65	.62	.59
3	.68	.62	.56	.67	.61	.56	.58	.54	.51
4	.63	.55	.49	.61	.54	.49	.52	.48	.44
5	.58	.49	.43	.56	.48	.42	.46	.41	.38
6	.53	.44	.38	.52	.43	.37	.42	.37	.33
7	.49	.39	.33	.48	.39	.33	.38	.32	.29
8	.45	.35	.29	.44	.35	.29	.34	.29	.25
9	.41	.32	.26	.40	.31	.26	.30	.25	.22
10	.38	.29	.23	.37	.28	.23	.28	.23	.19

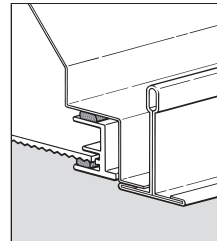
Effective Floor Cavity Reflectance = .20

FIXTURE DETAILS

BACKVIEW

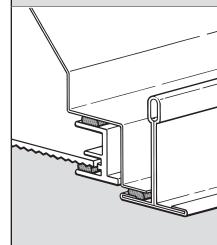


GASKETING OPTIONS



DG/MYLAR

Double Gasketing – Closed-cell PVC gasketing with mylar coating is factory-installed continuously between door frame and luminaire housing and between door frame and lens.



TG/MYLAR

Triple Gasketing – Closed-cell PVC gasketing with mylar coating is factory-installed continuously between door frame and luminaire housing, between door frame and lens, and on bottom perimeter of unit (adjacent to T-bar). NEMA Type "F" units feature gasketing attached to top surface of flange trim (adjacent to ceiling surface).