

26" CURVED HOOD LUMINAIRE WITH WINDOW

OCC26W



SUBMITTAL:

JOB:

TYPE:

VOLTAGE:

EXAMPLE: **OCC26W** - **150PSMH120** - **OBL** - **DBR** - **OPTIONS**

SERIES

ELECTRICAL PACKAGE

OPTICAL PACKAGE

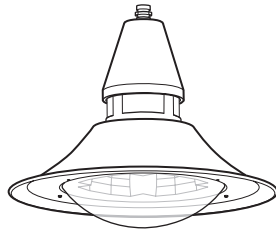
FINISH OPTIONS

OPTIONS

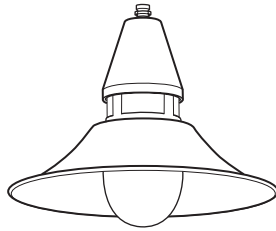
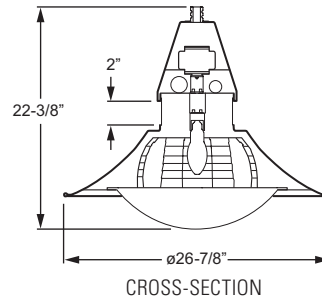
SERIES

OCC26W — All Williams Outdoor decorative luminaires—including the OCC26W—feature our exclusive self-leveling twist-lock fitter for easy and accurate installation. The 26" curved hood and added window feature for subtle uplight set the OCC26W apart from the rest of the OCC family of fixtures.

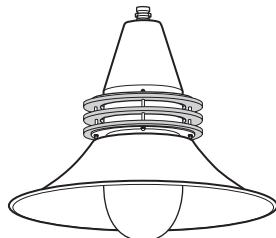
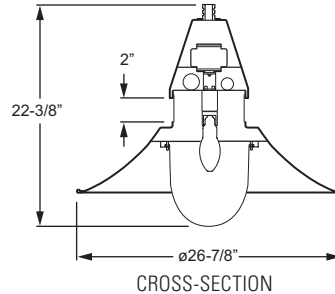
This fixture is proudly made in the USA.



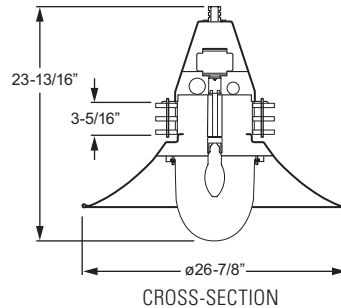
Shown with Clear Drop Polycarbonate Lens
Total fixture EPA: 1.24/Weight: 31 Lbs.



Shown with Opal Bullet Lens
Total fixture EPA: 1.14/Weight: 26 Lbs.



Shown with Opal Bullet Lens and Polished Aluminum Rings
Total fixture EPA: 1.26/Weight: 32 Lbs.



OCC26W SERIES

HOUSING — One-piece cast aluminum ballast housing, .188" minimum wall thickness, with exclusive self-leveling twist-lock fitter.

UPPER DIFFUSER — Opal acrylic window, .188" thick, with silicone seal.

HOOD — Spun aluminum reflector hood, minimum .080" wall thickness.

Underside finish is highly reflective white polyester powder coat.

ELECTRICAL PACKAGE

PSMH — Rated -20°F minimum starting temperature.

HPS — Rated -40°F minimum starting temperature.

All PSMH and HPS electrical packages include porcelain socket.

Core and coil ballast mounted on ballast tray.

Prewired at factory to a disconnect plug for easy field installation.

OBR optical package includes removable ballast tray. HX-HPF or CWA ballast type standard.

Lamp is optional, please specify when ordering.

ELECTRICAL PACKAGE (Must specify)

PULSE START METAL HALIDE

Lamp:	ED-17/E17	ED-17/E17
Socket:	E26 Medium	E26 Medium
ANSI Ballast Code:	M90/M140	M102/M142
	100PSMH120	150PSMH120
	100PSMH208	150PSMH208
	100PSMH240	150PSMH240
	100PSMH277	150PSMH277
	100PSMH347	150PSMH347
	100PSMH480	150PSMH480

HIGH PRESSURE SODIUM

E17	E17
E26 Medium	E26 Medium
S54	S55
100HPS120	150HPS120
100HPS208	150HPS208
100HPS240	150HPS240
100HPS277	150HPS277
100HPS347	150HPS347
100HPS480	150HPS480



OCC26W

26" CURVED HOOD LUMINAIRE WITH WINDOW

OPTICAL PACKAGE

CLEAR DROP POLYCARBONATE LENS

Molded clear U.V. stabilized polycarbonate drop lens, sealed with a closed-cell neoprene gasket. Segmented, highly specular reflector in a high-reflectance white frame.

OPAL BULLET LENS — One-piece bullet-shaped U.V. stabilized opal acrylic lens.

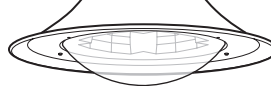
OPAL BULLET LENS AND POLISHED ALUMINUM RINGS —

One-piece bullet-shaped U.V. stabilized opal acrylic lens. Three evenly-spaced, .375" thick polished aluminum rings.

OPTICAL PACKAGE (Must specify)

CLEAR DROP POLYCARBONATE LENS

DPL Clear drop polycarbonate lens



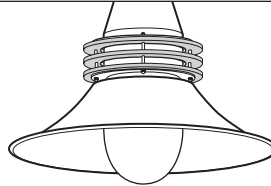
OPAL BULLET LENS

OBL Opal bullet lens



OPAL BULLET LENS AND POLISHED ALUMINUM RINGS

OBR/PA Opal bullet lens and polished aluminum rings



FINISH OPTIONS (Must specify)

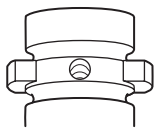
- BLK** Black (RAL #9004)
- DBR** Dark bronze (Protech #PC21462)
- GRAY** Standard gray (Protech #PC18367)
- GRN** Green (RAL #6005)
- SLV** Satin aluminum (RAL #9006)
- WHT** White (RAL #9003)
- RAL#** Specify custom color

FINISH OPTIONS

Super durable polyester powder coat meets and exceeds AAMA 2604 specifications for outdoor durability.

MOUNTING

Williams' exclusive self-leveling twist-lock fitter must be mounted to Williams' standard (TL2) twist-lock hub (see Williams' Decorative Pole Top Assemblies).

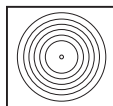


STANDARD TWIST-LOCK FITTER (Fits TL2 hub)

OPTIONS

- SF** Single fuse (120V, 277V, or 347V only; must specify voltage)
- DF** Double fuse (208V, 240V, or 480V only; must specify voltage)

DISTRIBUTION



Type V

LABELS

cCSAus certified as luminaire suitable for wet locations.

