

10" ROUND CONCRETE BOLLARD


OSC10R

SUBMITTAL:

JOB:

TYPE:

VOLTAGE:



HID

EXAMPLE: **OSC10R - 100PSMH120 - VG - FT - NC - DBR - AB - OPTIONS**

SERIES

ELECTRICAL PACKAGE

SHIELD

HOUSING TOP

HOUSING COLOR

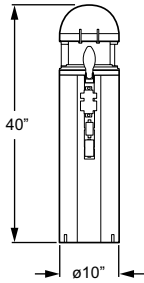
SHIELD FINISH

ANCHOR BOLTS

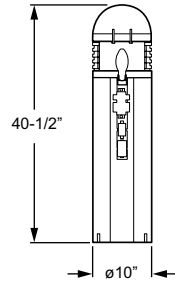
OPTIONS

SERIES

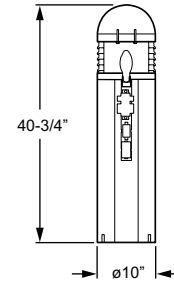
This fixture is proudly made in the USA.



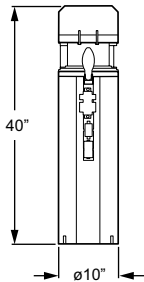
Dome Top (DT) / Vertical Cast Grill (VG)
Weight: 188 Lbs.



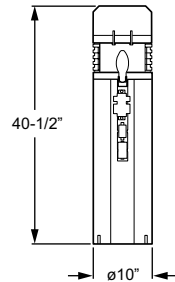
Dome Top (DT) / Horizontal Cast Grill (HG)
Weight: 194 Lbs.



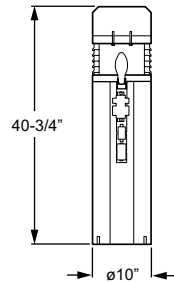
Dome Top (DT) / Louvered Cast Grill (LG)
Weight: 191 Lbs.



Flat Top (FT) / Vertical Cast Grill (VG)
Weight: 194 Lbs.



Flat Top (FT) / Horizontal Cast Grill (HG)
Weight: 200 Lbs.



Flat Top (FT) / Louvered Cast Grill (LG)
Weight: 197 Lbs.

OSC10R SERIES HOUSING —

Prestressed, reinforced, cast hollow core concrete with a light sand blasted finish. Concrete top and cast aluminum shield are removable as one unit to provide access to lamp and ballast.

ELECTRICAL PACKAGE (Must specify)

PULSE START METAL HALIDE

Lamp:	ED-17/E17	ED-17/E17	ED-17/E17
Socket:	Medium	Medium	Medium
ANSI Ballast Code:	M148/M110	M143/M98	M90/M140

50PSMH120	70PSMH120	100PSMH120
50PSMH208	70PSMH208	100PSMH208
50PSMH240	70PSMH240	100PSMH240
50PSMH277	70PSMH277	100PSMH277
	70PSMH347	100PSMH347
		100PSMH480

HIGH PRESSURE SODIUM

Lamp:	E17	E17	E17
Socket:	E26 Medium	E26 Medium	E26 Medium
ANSI Ballast Code:	S68	S62	S54

50HPS120	70HPS120	100HPS120
50HPS208	70HPS208	100HPS208
50HPS240	70HPS240	100HPS240
50HPS277	70HPS277	100HPS277
	70HPS347	100HPS347
		100HPS480

ELECTRICAL PACKAGE

PSMH — Rated -20°F minimum starting temperature.

HPS — Rated -40°F minimum starting temperature.

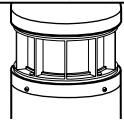
All PSMH and HPS electrical packages include porcelain socket. Prewired at factory. Ballast mounted on removable tray for ease of maintenance. HX-HPF or CWA ballast type standard. Lamp is optional, please specify when ordering.

HID

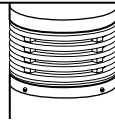
SHIELD

Cast aluminum grill is .188" thick with an opal (HG or VG) or clear (LG) U.V. stabilized acrylic diffuser. Shield is secured to housing with stainless steel tamper-proof hardware.

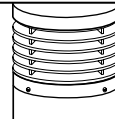
SHIELD (Must specify)



VG Vertical cast grill with opal diffuser



HG Horizontal cast grill with opal diffuser



LG Louvered cast grill with clear diffuser

HOUSING TOP

Cast, prestressed, reinforced concrete.

HOUSING TOP (Must specify)

DT Dome top

FT Flat top

SHIELD FINISH

Super durable polyester powder coat meets and exceeds AAMA 2604 specifications for outdoor durability.

HOUSING COLOR/FINISH (Must specify)

NC Natural concrete color/finish (Standard)

CC _____ Specify custom concrete color/finish (Consult factory)

SHIELD FINISH (Must specify)

BLK Black (RAL #9004)

DBR Dark bronze (Protech #PC21462)

GRAY Standard gray (Protech #PC18367)

GRN Green (RAL #6005)

SLV Satin aluminum (RAL #9006)

WHT White (RAL #9003)

RAL# _____ Specify custom color

ANCHOR BOLTS (Must specify)

AB¹ Anchor bolts (4 each, shipped with fixture)¹

LAB Less anchor bolts

PAB¹ Pre-shipped anchor bolts (4 each)¹

¹ Four 3/8" x 12" cast-in galvanized steel anchor J-bolts. Mounting template included.

OPTIONS

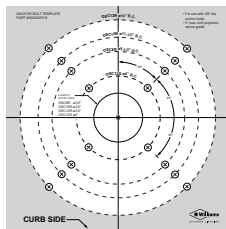
SF Single fuse (120V, 277V, or 347V only; must specify voltage)

DF Double fuse (208V, 240V, or 480V only; must specify voltage)

MOUNTING

4-Point, hot dip galvanized carbon steel base. For accurate installation a full-scale mounting template is provided with every bollard and anchor bolt order.

TEMPLATE



Mounting template (Provided with each order)

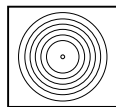
A pdf file (not to-scale) of the mounting template is available online at www.hewilliams.com.

LABELS



cETLus conforms to UL STD 1598; Certified to CAN/CSA STD C22.2 No. 250.0. Suitable for wet locations.

DISTRIBUTION



T5 Type V