

12" SQUARE CONCRETE BOLLARD

OSC12S

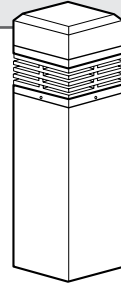
SUBMITTAL:

JOB:

TYPE:

VOLTAGE:

HID



EXAMPLE: **OSC12S** - **100PSMH120** - **LG** - **FT** - **NC** - **DBR** - **AB** - **OPTIONS**

SERIES

ELECTRICAL PACKAGE

SHIELD

HOUSING TOP

HOUSING COLOR

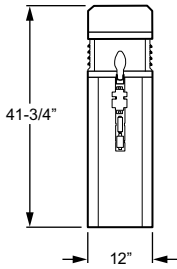
SHIELD FINISH

ANCHOR BOLTS

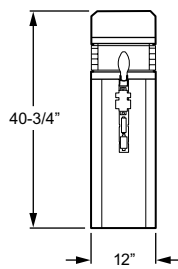
OPTIONS

SERIES

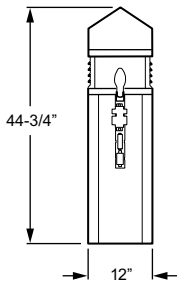
This fixture is proudly made in the USA.



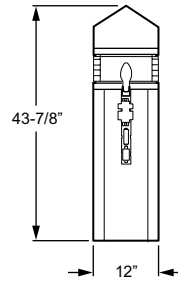
Flat Top (FT) / Louvered Cast Grill (LG)
Weight: 259 Lbs.



Flat Top (FT) / Horizontal Cast Grill (HG)
Weight: 259 Lbs.



Peaked Top (PT) / Louvered Cast Grill (LG)
Weight: 263 Lbs.



Peaked Top (PT) / Horizontal Cast Grill (HG)
Weight: 263 Lbs.

ELECTRICAL PACKAGE (Must specify)

PULSE START METAL HALIDE

Lamp:	ED-17/E17	ED-17/E17	ED-17/E17
Socket:	Medium	Medium	Medium
ANSI Ballast Code:	M148/M110	M143/M98	M90/M140
	50PSMH120	70PSMH120	100PSMH120
	50PSMH208	70PSMH208	100PSMH208
	50PSMH240	70PSMH240	100PSMH240
	50PSMH277	70PSMH277	100PSMH277
		70PSMH347	100PSMH347
			100PSMH480

HIGH PRESSURE SODIUM

Lamp:	E17	E17	E17
Socket:	E26 Medium	E26 Medium	E26 Medium
ANSI Ballast Code:	S68	S62	S54
	50HPS120	70HPS120	100HPS120
	50HPS208	70HPS208	100HPS208
	50HPS240	70HPS240	100HPS240
	50HPS277	70HPS277	100HPS277
		70HPS347	100HPS347
			100HPS480

OSC12S SERIES HOUSING

— Prestressed, reinforced, cast hollow core concrete with a light sand blasted finish. Concrete top and cast aluminum shield are removable as one unit to provide access to lamp and ballast.

ELECTRICAL PACKAGE

PSMH — Rated -20°F minimum starting temperature.

HPS — Rated -40°F minimum starting temperature.

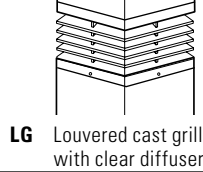
All PSMH and HPS electrical packages include porcelain socket. Prewired at factory. Ballast mounted on removable tray for ease of maintenance. HX-HPF or CWA ballast type standard. Lamp is optional, please specify when ordering.

HID

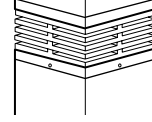
SHIELD

Cast aluminum grill is .188" thick with an opal (HG) or clear (LG) U.V. stabilized acrylic diffuser. Shield is secured to housing with stainless steel tamper-proof hardware.

SHIELD (Must specify)



LG Louvered cast grill with clear diffuser



HG Horizontal cast grill with opal diffuser

HOUSING TOP

Cast, prestressed, reinforced concrete.

HOUSING TOP (Must specify)

- FT** Flat top
- PT** Peak top

SHIELD FINISH

Super durable polyester powder coat meets and exceeds AAMA 2604 specifications for outdoor durability.

HOUSING COLOR/FINISH (Must specify)

- NC** Natural concrete color/finish (Standard)
- CC** _____ Specify custom concrete color/finish (Consult factory)

SHIELD FINISH (Must specify)

- BLK** Black (RAL #9004)
- GRAY** Standard gray (Protech #PC18367)
- SLV** Satin aluminum (RAL #9006)
- RAL#** _____ Specify custom color
- DBR** Dark bronze (Protech #PC21462)
- GRN** Green (RAL #6005)
- WHT** White (RAL #9003)

ANCHOR BOLTS (Must specify)

- AB¹** Anchor bolts (4 each, shipped with fixture)¹
- PAB¹** Pre-shipped anchor bolts (4 each)¹
- LAB** Less anchor bolts

¹ Four 3/8" x 12" cast-in galvanized steel anchor J-bolts. Mounting template included.

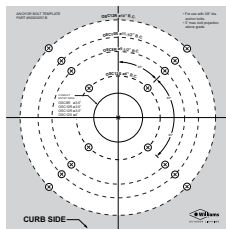
OPTIONS

- SF** Single fuse (120V, 277V, or 347V only; must specify voltage)
- DF** Double fuse (208V, 240V, or 480V only; must specify voltage)

MOUNTING

4-Point, hot dip galvanized carbon steel base. For accurate installation a full-scale mounting template is provided with every bollard and anchor bolt order.

TEMPLATE



Mounting template (Provided with each order)

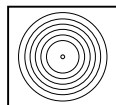
A pdf file (not to-scale) of the mounting template is available online at www.hewilliams.com.

LABELS



cETLus conforms to UL STD 1598; Certified to CAN/CSA STD C22.2 No. 250.0. Suitable for wet locations.

DISTRIBUTION



T5 Type V