

# 12" ROUND CONCRETE BOLLARD

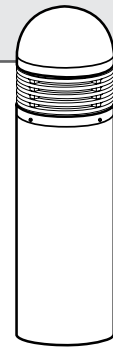
# OSC12R

**SUBMITTAL:**

**JOB:**

**TYPE:**

**VOLTAGE:**



**CFL**

**EXAMPLE:** **OSC12R - 42TUNV - VG - FT - NC - DBR - AB - OPTIONS**

SERIES

ELECTRICAL PACKAGE

SHIELD

HOUSING TOP

HOUSING COLOR

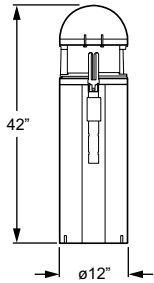
SHIELD FINISH

ANCHOR BOLTS

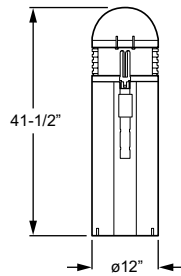
OPTIONS

## SERIES

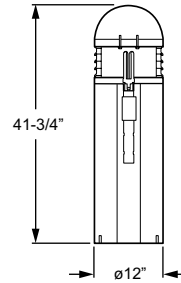
This fixture is proudly made in the USA.



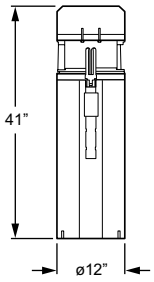
Dome Top (DT) / Vertical Cast Grill (VG)  
Weight: 248 Lbs.



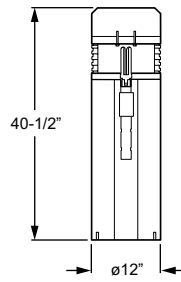
Dome Top (DT) / Horizontal Cast Grill (HG)  
Weight: 254 Lbs.



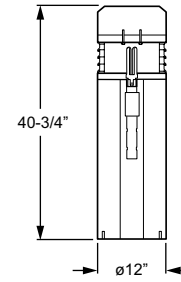
Dome Top (DT) / Louvered Cast Grill (LG)  
Weight: 248 Lbs.



Flat Top (FT) / Vertical Cast Grill (VG)  
Weight: 255 Lbs.



Flat Top (FT) / Horizontal Cast Grill (HG)  
Weight: 260 Lbs.



Flat Top (FT) / Louvered Cast Grill (LG)  
Weight: 255 Lbs.

## ELECTRICAL PACKAGE (Must specify)

Socket:	G24q-2	G24q-3	GX24q-3	GX24q-3	GX24q-4
	18Q120	26Q120	26T120	32T120	42T120
	18Q208	26Q208	26T208	32T208	42T208
	18Q240	26Q240	26T240	32T240	42T240
	18Q277	26Q277	26T277	32T277	42T277
	18QUNV	26QUNV	26TUNV	32TUNV	42TUNV
	18Q347	26Q347	26T347	32T347	42T347

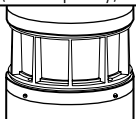
## OSC12R SERIES HOUSING —

Prestressed, reinforced, cast hollow core concrete with a light sand blasted finish. Concrete top and cast aluminum shield are removable as one unit to provide access to lamp and ballast.

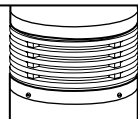
## ELECTRICAL PACKAGE

Rated 0°F minimum starting temperature. Prewired at factory for easy field installation. Ballast mounted on removable tray for ease of maintenance. Lamp is optional, please specify when ordering.

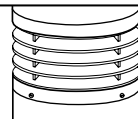
## SHIELD (Must specify)



**VG** Vertical cast grill with opal diffuser



**HG** Horizontal cast grill with opal diffuser



**LG** Louvered cast grill with clear diffuser

## SHIELD

Cast aluminum grill is .188" thick with an opal (HG or VG) or clear (LG) U.V. stabilized acrylic diffuser. Shield is secured to housing with stainless steel tamper-proof hardware.

## CFL

### HOUSING TOP

Cast, prestressed, reinforced concrete.

#### HOUSING TOP (Must specify)

<b>DT</b> Dome top	<b>FT</b> Flat top
--------------------	--------------------

#### HOUSING COLOR/FINISH (Must specify)

<b>NC</b> Natural concrete color/finish (Standard)	<b>CC</b> _____ Specify custom concrete color/finish (Consult factory)
--	--

### SHIELD FINISH

Super durable polyester powder coat meets and exceeds AAMA 2604 specifications for outdoor durability.

#### SHIELD FINISH (Must specify)

<b>BLK</b> Black (RAL #9004)	<b>DBR</b> Dark bronze (Protech #PC21462)
<b>GRAY</b> Standard gray (Protech #PC18367)	<b>GRN</b> Green (RAL #6005)
<b>SLV</b> Satin aluminum (RAL #9006)	<b>WHT</b> White (RAL #9003)
<b>RAL#</b> _____ Specify custom color	

#### ANCHOR BOLTS (Must specify)

<b>AB</b> <sup>1</sup> Anchor bolts (4 each, shipped with fixture) <sup>1</sup>	<b>LAB</b> Less anchor bolts
<b>PAB</b> <sup>1</sup> Pre-shipped anchor bolts (4 each) <sup>1</sup>	

<sup>1</sup> Four 3/8" x 12" cast-in galvanized steel anchor J-bolts. Mounting template included.

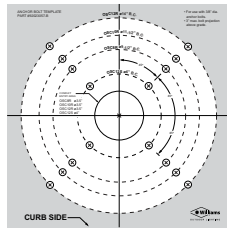
#### OPTIONS

<b>SF</b> Single fuse (120V, 277V, or 347V only; must specify voltage)	<b>DF</b> Double fuse (208V or 240V only; must specify voltage)
--	---

### MOUNTING

4-Point, hot dip galvanized carbon steel base. For accurate installation a full-scale mounting template is provided with every bollard and anchor bolt order.

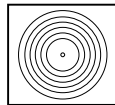
#### TEMPLATE



Mounting template (Provided with each order)

A pdf file (not to-scale) of the mounting template is available online at [www.hewilliams.com](http://www.hewilliams.com).

#### DISTRIBUTION



T5 Type V

### LABELS



cETLus conforms to UL STD 1598; Certified to CAN/CSA STD C22.2 No. 250.0. Suitable for wet locations.

