

12" SQUARE CONCRETE BOLLARD

OSC12S

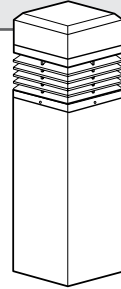
SUBMITTAL:

JOB:

TYPE:

VOLTAGE:

CFL



EXAMPLE: OSC12S - 42TUNV - LG - FT - NC - DBR - AB - OPTIONS

SERIES

ELECTRICAL PACKAGE

SHIELD

HOUSING TOP

HOUSING COLOR

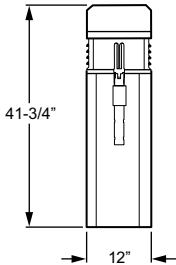
SHIELD FINISH

ANCHOR BOLTS

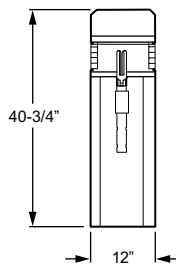
OPTIONS

SERIES

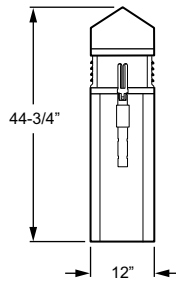
This fixture is proudly made in the USA.



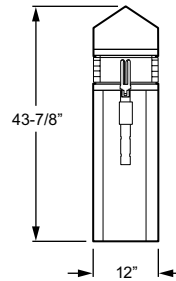
Flat Top (FT) / Louvered Cast Grill (LG)
Weight: 259 Lbs.



Flat Top (FT) / Horizontal Cast Grill (HG)
Weight: 259 Lbs.



Peaked Top (PT) / Louvered Cast Grill (LG)
Weight: 263 Lbs.

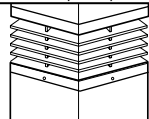


Peaked Top (PT) / Horizontal Cast Grill (HG)
Weight: 263 Lbs.

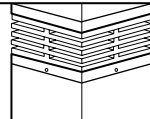
ELECTRICAL PACKAGE (Must specify)

Socket:	G24q-2	G24q-3	GX24q-3	GX24q-3	GX24q-4
	18Q120	26Q120	26T120	32T120	42T120
	18Q208	26Q208	26T208	32T208	42T208
	18Q240	26Q240	26T240	32T240	42T240
	18Q277	26Q277	26T277	32T277	42T277
	18QUNV	26QUNV	26TUNV	32TUNV	42TUNV
	18Q347	26Q347	26T347	32T347	42T347

SHIELD (Must specify)



LG Louvered cast grill with clear diffuser



HG Horizontal cast grill with opal diffuser

HOUSING TOP (Must specify)

FT Flat top
PT Peak top

OSC12S SERIES HOUSING

Prestressed, reinforced, cast hollow core concrete with a light sand blasted finish. Concrete top and cast aluminum shield are removable as one unit to provide access to lamp and ballast.

ELECTRICAL PACKAGE

Rated 0°F minimum starting temperature. Prewired at factory for easy field installation. Ballast mounted on removable tray for ease of maintenance. Lamp is optional, please specify when ordering.

SHIELD

Cast aluminum grill is .188" thick with an opal (HG) or clear (LG) U.V. stabilized acrylic diffuser. Shield is secured to housing with stainless steel tamper-proof hardware.

HOUSING TOP

Cast, prestressed, reinforced concrete.



CFL

SHIELD FINISH

Super durable polyester powder coat meets and exceeds AAMA 2604 specifications for outdoor durability.

HOUSING COLOR/FINISH (Must specify)

NC Natural concrete color/finish (Standard) **CC** _____ Specify custom concrete color/finish (Consult factory)

SHIELD FINISH (Must specify)

BLK Black (RAL #9004) **DBR** Dark bronze (Protech #PC21462)
GRAY Standard gray (Protech #PC18367) **GRN** Green (RAL #6005)
SLV Satin aluminum (RAL #9006) **WHT** White (RAL #9003)
RAL# _____ Specify custom color

ANCHOR BOLTS (Must specify)

AB¹ Anchor bolts (4 each, shipped with fixture)¹ **LAB** Less anchor bolts
PAB¹ Pre-shipped anchor bolts (4 each)¹

¹ Four 3/8" x 12" cast-in galvanized steel anchor J-bolts. Mounting template included.

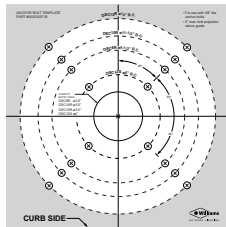
OPTIONS

SF Single fuse (120V, 277V, or 347V only; must specify voltage) **DF** Double fuse (208V or 240V only; must specify voltage)

MOUNTING

4-Point, hot dip galvanized carbon steel base. For accurate installation a full-scale mounting template is provided with every bollard and anchor bolt order.

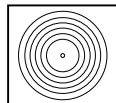
TEMPLATE



Mounting template
(Provided with each order)

A pdf file (not to-scale) of the mounting template is available online at www.hewilliams.com.

DISTRIBUTION



T5 Type V

LABELS



cETLus conforms to UL STD 1598; Certified to CAN/CSA STD C22.2 No. 250.0. Suitable for wet locations.

