

6" ROUND ALUMINUM BOLLARD

OSA6R

SUBMITTAL:

JOB:

TYPE:

VOLTAGE:



HID

EXAMPLE: OSA6R - 100PSMH120 - AC - FT - DBR - AB - OPTIONS

SERIES

ELECTRICAL PACKAGE

SHIELD

HOUSING TOP

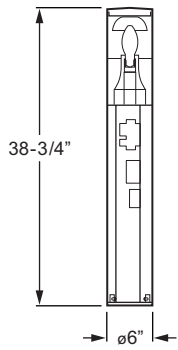
FINISH OPTIONS

ANCHOR BOLTS

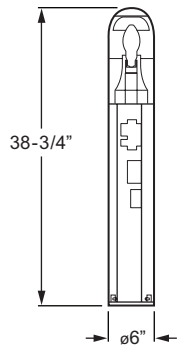
OPTIONS

SERIES

This fixture is proudly made in the USA.



Flat Top (FT)



Dome Top (DT)

OSA6R SERIES

The OSA6R Series round aluminum bollard is designed with clean lines suitable for a variety of low level lighting applications. Available with a flat or dome top and a cone reflector.

HOUSING — Fabricated aluminum housing, .125" wall thickness.

ELECTRICAL PACKAGE (Must specify)

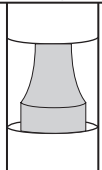
PULSE START METAL HALIDE

Lamp:	ED-17/E17	ED-17/E17	ED-17/E17
Socket:	Medium	Medium	Medium
ANSI Ballast Code:	M148/M110	M143/M98	M90/M140
	50PSMH120	70PSMH120	100PSMH120
	50PSMH208	70PSMH208	100PSMH208
	50PSMH240	70PSMH240	100PSMH240
	50PSMH277	70PSMH277	100PSMH277
		70PSMH347	100PSMH347
			100PSMH480

ELECTRICAL PACKAGE

Porcelain socket. Prewired at factory for easy field installation. HX-HPF or CWA ballast type standard. Rated -20°F minimum starting temperature. Ballast mounted on removable tray for ease of maintenance.

SHIELD (Must specify)



AC Acrylic Lens with Cone Reflector

SHIELD

U.V. stabilized clear acrylic cylinder machined to fit inside the luminaire housing, sealed with silicone.

REFLECTOR — Spun aluminum cone reflector with a specular Alzak finish.

HOUSING TOP (Must specify)

DT	Dome Top
FT	Flat Top

HOUSING TOP

Spun aluminum, .125" minimum wall thickness.

HID

FINISH OPTIONS

Super durable polyester powder coat meets and exceeds AAMA 2604 specifications for outdoor durability.

FINISH OPTIONS (Must specify)

BLK	Black (RAL# 9004)	DBR	Dark Bronze (Protech #PC21462)
GRAY	Standard Gray (Protech #PC18367)	GRN	Green (RAL# 6005)
SLV	Satin Aluminum (RAL# 9006)	WHT	White (RAL# 9003)
RAL#	Specify Custom Color		

ANCHOR BOLTS (Must specify)

AB¹	Anchor Bolts (3 each, shipped with fixture) ¹	LAB	Less Anchor Bolts
PAB¹	Pre-Shipped Anchor Bolts (3 each) ¹		

¹ Three 3/8" x 12" cast-in galvanized steel anchor J-bolts. Mounting template included.

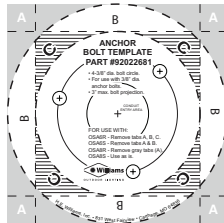
OPTIONS

SF	Single Fuse (120V, 277V, or 347V only; must specify voltage)	DF	Double Fuse (208V, 240V, or 480V only; must specify voltage)
-----------	--	-----------	--

MOUNTING

3-Point cast aluminum base. For accurate installation a full-scale mounting template is provided with every bollard and anchor bolt order.

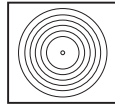
TEMPLATE



Mounting template
(Provided with each order)

A pdf file (not to-scale) of the mounting template is available online at www.hewilliams.com.

DISTRIBUTION



T5 Type V

LABELS

cCSAus Certified as luminaire suitable for wet location.