

RECESSED DIRECT/INDIRECT – AIR RETURN

DI

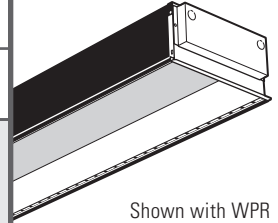
SUBMITTAL:

1x4

JOB:

TYPE:

VOLTAGE:



Shown with WPR

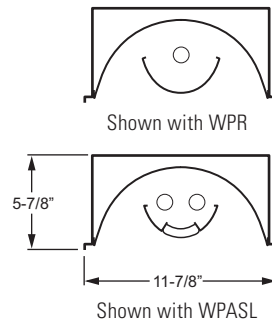
EXAMPLE

DI G - AR 1 4 - 2 32 - WPR - OPTIONS - EB2 - UNV

SERIES CEILING FIXTURE NOM. NOM. TOTAL WATTAGE/ SHIELDING OPTIONS BALLAST VOLTAGE
 TYPE STYLE W. L. LAMPS TYPE TYPE TYPE

FEATURES

- ▶ Black reveal minimizes appearance of dirt and dust resulting from air return function.
- ▶ Lamps shielded from direct view by diffuser.
- ▶ Matte white overlay and highly reflective non-glare white powder coated reflectors and end plates provide soft, uniform illumination and increased efficiency.
- ▶ Ballast accessible from room side of fixture.
- ▶ Aesthetically pleasing slot grid option available.
- ▶ Ballast secured by two captive bolts and nuts to ensure a tight, reliable fit for maximum heat dissipation.
- ▶ Optional anti-microbial powder coating available to prevent the spread of dangerous micro-organisms and suppress the growth of mold and bacteria.
- ▶ This fixture is proudly made in the USA.



SPECIFICATIONS

Housing – 20-gauge die-formed C.R.S.

Reflector – Precision die-formed C.R.S. with highly reflective non-glare matte white polyester powder coated finish.

Shielding – Die-formed C.R.S., 50% open perforation, white polyester powder coated diffuser with matte white acrylic overlay.

Finish – Highly reflective non-glare matte white polyester powder coat bonded to phosphate-free, multi-stage pretreated metal. All parts painted after fabrication to facilitate installation, increase efficiency, and inhibit corrosion.

Electrical – Electronic ballast standard, instant start T8, program start T5, rated Class P.

Mounting – NEMA Type “G” standard. NEMA Type “SS” available (earthquake clips included).

Labels – UL/CUL listed as recessed fluorescent luminaire suitable for dry or damp locations.

ORDERING INFORMATION

SERIES

DI Recessed Direct/Indirect– Air Return

CEILING TYPE

G NEMA Type “G”
SG Screw slot NEMA Type “SS” (earthquake clips included)

FIXTURE STYLE

AR Air return only (through side slots)

NOMINAL WIDTH

1 1’

NOMINAL LENGTH

4 4’

TOTAL LAMPS

1 or 2

LAMP WATTAGE/TYPE

28T5S 4’, 28-watt T5
32 4’, 32-watt T8
54T5H 4’, 54-watt T5HO

SHIELDING

WPR White perforated round
WPASL White perforated with aluminum solid louver

OPTIONS

For generic EM ballast options (must specify voltage), see Fluorescent Information section.

AMW Anti-microbial white finish
DUSTCOVER Dust and debris cover (WPR only)
EQCLIPS Earthquake clips (4 per fixture)

BALLAST TYPE

EB1 1-lamp electronic ballast
EB2 2-lamp electronic ballast

VOLTAGE

120 120V
277 277V
UNV 120-277V
347 347V



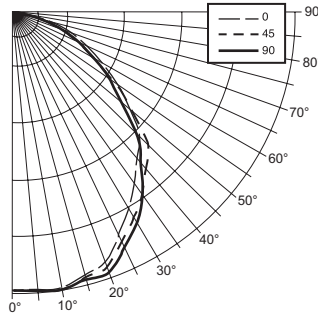
1x4

PHOTOMETRY INFORMATION

Catalog #: **DIG-AR14-232-WPR**

TEST REPORT INFORMATION

- ▶ Test Report #: 15245.0
- ▶ Date: 12/07/07
- ▶ Lamp Type: F32T8/835/RS
- ▶ Lamp Quantity: 2



CANDLEPOWER DISTRIBUTION

Vertical Angle	Horizontal Angle			Zonal Lumens
	0°	45°	90°	
0°	1473.	1473.	1473.	
5°	1476.	1479.	1481.	141.2
15°	1441.	1455.	1470.	412.5
25°	1312.	1352.	1386.	625.1
35°	1118.	1186.	1191.	734.6
45°	952.	1009.	937.	755.6
55°	686.	662.	625.	596.1
65°	445.	381.	395.	405.2
75°	227.	178.	180.	191.9
85°	37.	37.	37.	40.4
90°	0.	0.	0.	

ZONAL CAVITY COEFFICIENTS

	Ceiling	.80			.70			.50		
	Wall	.70	.50	.30	.70	.50	.30	.50	.30	.10
Room Cavity Ratio	0	.79	.79	.79	.77	.77	.77	.73	.73	.73
	1	.73	.70	.68	.71	.69	.67	.66	.64	.63
	2	.67	.62	.58	.66	.61	.58	.59	.56	.53
	3	.62	.56	.51	.60	.55	.50	.53	.49	.46
	4	.57	.50	.44	.56	.49	.44	.47	.43	.40
	5	.52	.44	.39	.51	.44	.38	.42	.38	.34
	6	.48	.40	.34	.47	.39	.34	.38	.33	.30
	7	.44	.36	.30	.43	.35	.30	.34	.29	.26
	8	.41	.32	.27	.40	.32	.26	.31	.26	.23
	9	.38	.29	.23	.37	.28	.23	.28	.23	.20
	10	.35	.26	.21	.34	.26	.21	.25	.20	.17

Effective Floor Cavity Reflectance = .20

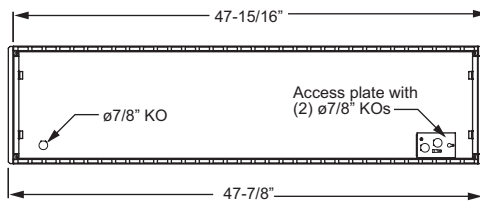
LUMEN SUMMARY

Zone	Lumens	% Lamp	% Fixture
0 - 30	1179.	20.0	30.2
0 - 40	1913.	32.4	49.0
0 - 60	3265.	55.3	83.7
0 - 90	3902.	66.1	100.0
Total Luminaire:			
0 - 180	3902.	66.1	100.0

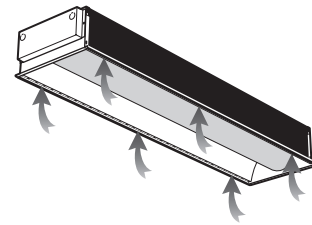
Total Luminaire Optical Efficiency: **66.1%**
 IES Spacing Criteria: End = 1.2
 Diagonal = 1.3
 Across = 1.3

FIXTURE DETAILS

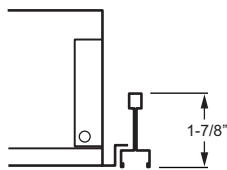
BACKVIEW



AIR RETURN



SLOT GRID (Williams' SG)



Screw Slot NEMA Type "SS"

DUSTCOVER OPTION

