

# RECESSED DIRECT/INDIRECT – AIR RETURN

# DI

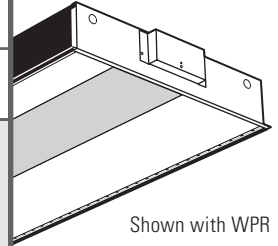
**SUBMITTAL:**

2x4

**JOB:**

**TYPE:**

**VOLTAGE:**



Shown with WPR

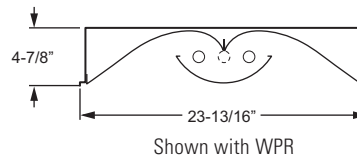
**EXAMPLE** → **DI G - AR 2 4 - 2 32 - AD - OPTIONS - EB2 - UNV**

SERIES CEILING TYPE    FIXTURE STYLE    NOM. W.    NOM. L.    TOTAL WATTAGE/LAMPS    SHIELDING    OPTIONS    BALLAST TYPE    VOLTAGE



## FEATURES

- ▶ Acrylic diffuser option provides up to 88% fixture efficiency.
- ▶ Black reveal minimizes appearance of dirt and dust resulting from air return function.
- ▶ Lamps shielded from direct view by diffuser.
- ▶ Matte white overlay and highly reflective non-glare white powder coated reflectors and end plates provide soft, uniform illumination and increased efficiency.
- ▶ Shallow housing depth.
- ▶ Ballast accessible from room side of fixture.
- ▶ Aesthetically pleasing slot grid option available.
- ▶ Ballast secured by two captive bolts and nuts to ensure a tight, reliable fit for maximum heat dissipation.
- ▶ Optional anti-microbial powder coating available to prevent the spread of dangerous micro-organisms and suppress the growth of mold and bacteria.
- ▶ This fixture is proudly made in the USA.



## SPECIFICATIONS

**Housing** – 20-gauge die-formed C.R.S.

**Reflector** – Precision die-formed C.R.S. with highly reflective non-glare matte white polyester powder coated finish.

**Shielding** – Die-formed C.R.S., 50% open perforation, white polyester powder coated diffuser with matte white acrylic overlay.

**Finish** – Highly reflective non-glare matte white polyester powder coat bonded to phosphate-free, multi-stage pretreated metal. All parts painted after fabrication to facilitate installation, increase efficiency, and inhibit corrosion.

**Electrical** – Electronic ballast standard, instant start T8, program start T5, rated Class P.

**Mounting** – NEMA Type “G” standard. NEMA Type “SS” available (earthquake clips included).

**Labels** – UL/CUL listed as recessed fluorescent luminaire suitable for dry or damp locations.

## ORDERING INFORMATION

### SERIES

**DI** Recessed Direct/Indirect– Air Return

### CEILING TYPE

**G** NEMA Type “G”  
**SG** Screw slot NEMA Type “SS” (earthquake clips included)

### FIXTURE STYLE

**AR** Air return only (through side slots)

### NOMINAL WIDTH

**2** 2'

### NOMINAL LENGTH

**4** 4'

### TOTAL LAMPS

**1, 2, or 3**

### LAMP WATTAGE/TYPE

**28T5S** 4', 28-watt T5  
**32** 4', 32-watt T8  
**54T5H** 4', 54-watt T5HO

### SHIELDING

See back for shielding details.

**WPR** White perforated round  
**WP** White perforated flat  
**AD** Acrylic  
**WPRL** White perforated with round louver  
**WPASL** White perforated with aluminum solid louver  
**WPR/SLT/LW** White slot-perforated lengthwise round  
**WPR/SPLIT** White perforated round with split  
**WPR/ACRY/CTR/CLR** White perforated round with center clear acrylic (consult factory for additional colors)

### OPTIONS

For generic EM ballast options (must specify voltage), see Fluorescent Information section.

**AMW** Anti-microbial white finish  
**DUSTCOVER** Dust and debris cover (WPR only)  
**EQCLIPS** Earthquake clips (4 per fixture)

### BALLAST TYPE

**EB1** 1-lamp electronic ballast  
**EB2** 2-lamp electronic ballast  
**EB3** 3-lamp electronic ballast  
**EB2/1** (1) 2-lamp and (1) 1-lamp electronic ballast

### VOLTAGE

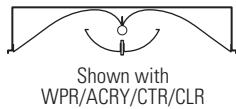
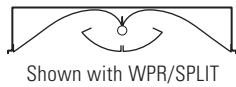
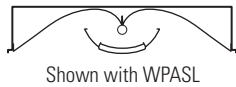
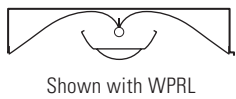
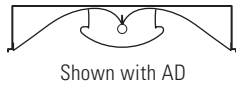
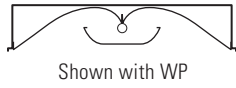
**120** 120V  
**277** 277V  
**UNV** 120-277V  
**347** 347V

2x4

## PHOTOMETRY – DI WITH WPR OPTION

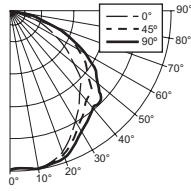
Catalog #: **DIG-AR24-232-WPR**

### SHIELDING OPTIONS



### TEST REPORT INFORMATION

- ▶ Test Report #: 15248.0
- ▶ Date: 12/10/07
- ▶ Lamp Type: F32T8
- ▶ Lamp Quantity: 2



### LUMEN SUMMARY

Zone	Lumens	% Lamp	% Fixture
0 - 30	1146	19.4	27.1
0 - 40	1862	31.6	44.1
0 - 60	3377	57.2	80.0
0 - 90	4223	71.6	100.0
<b>Total Luminaire:</b>			
0 - 180	4223	71.6	100.0

Total Luminaire Optical Efficiency: **71.6%**  
IES Spacing Criteria: End = 1.2, Diagonal = 1.3, Across = 1.3

### CANDLEPOWER DISTRIBUTION

Vertical Angle	Horizontal Angle			Zonal Lumens
	0°	45°	90°	
0	1432.	1432.	1432.	
5	1433.	1433.	1433.	136.8
15	1412.	1425.	1439.	403.8
25	1270.	1308.	1348.	605.5
35	1068.	1140.	1213.	715.9
45	895.	1036.	1153.	797.9
55	620.	822.	933.	717.4
65	378.	601.	610.	545.2
75	177.	256.	248.	257.5
85	36.	42.	44.	43.1
90	4.	3.	3.	

### ZONAL CAVITY COEFFICIENTS

Room Cavity Ratio	Ceiling			Wall			Floor		
	.80	.70	.50	.80	.70	.50	.80	.70	.50
0	.85	.85	.85	.83	.83	.83	.80	.80	.80
1	.79	.76	.73	.77	.74	.71	.71	.69	.67
2	.72	.67	.62	.70	.65	.61	.63	.59	.56
3	.66	.59	.53	.64	.58	.53	.56	.51	.48
4	.61	.52	.46	.59	.51	.46	.50	.45	.41
5	.55	.46	.40	.54	.45	.39	.44	.39	.35
6	.51	.41	.35	.49	.41	.35	.39	.34	.30
7	.47	.37	.31	.45	.36	.30	.35	.30	.26
8	.43	.33	.27	.42	.33	.27	.32	.26	.22
9	.39	.30	.24	.38	.29	.23	.28	.23	.19
10	.37	.27	.21	.36	.26	.21	.26	.21	.17

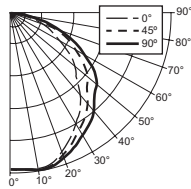
Effective Floor Cavity Reflectance = .20

## PHOTOMETRY – DI WITH AD OPTION

Catalog #: **DIG-AR24-232-AD**

### TEST REPORT INFORMATION

- ▶ Test Report #: 15249.0
- ▶ Date: 07/25/08
- ▶ Lamp Type: F32T8
- ▶ Lamp Quantity: 2



### LUMEN SUMMARY

Zone	Lumens	% Lamp	% Fixture
0 - 30	1418	24.0	27.1
0 - 40	2319	39.3	44.3
0 - 60	4105	69.6	78.4
0 - 90	5235	88.7	100.0
<b>Total Luminaire:</b>			
0 - 180	5235	88.7	100.0

Total Luminaire Optical Efficiency: **88.7%**  
IES Spacing Criteria: End = 1.2, Diagonal = 1.3, Across = 1.3

### CANDLEPOWER DISTRIBUTION

Vertical Angle	Horizontal Angle			Zonal Lumens
	0°	45°	90°	
0	1759.	1759.	1759.	
5	1771.	1766.	1763.	168.6
15	1752.	1769.	1784.	501.2
25	1565.	1614.	1666.	747.8
35	1339.	1439.	1527.	901.6
45	1028.	1188.	1309.	912.4
55	792.	986.	1124.	873.2
65	510.	697.	787.	670.6
75	257.	364.	404.	374.1
85	62.	84.	82.	85.9
90	0.	0.	0.	

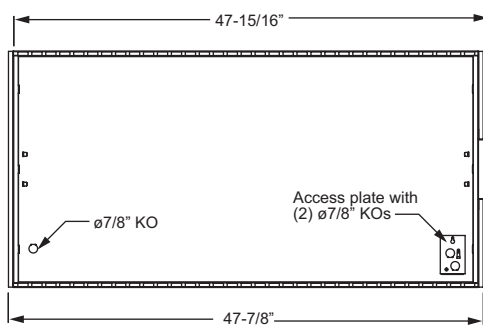
### ZONAL CAVITY COEFFICIENTS

Room Cavity Ratio	Ceiling			Wall			Floor		
	.80	.70	.50	.80	.70	.50	.80	.70	.50
0	1.06	1.06	1.06	1.03	1.03	1.03	.99	.99	.99
1	.97	.93	.90	.95	.91	.88	.87	.85	.82
2	.89	.82	.76	.87	.80	.75	.77	.73	.69
3	.81	.72	.66	.79	.71	.65	.68	.63	.58
4	.75	.64	.57	.73	.63	.56	.61	.55	.50
5	.68	.57	.49	.66	.56	.48	.54	.47	.42
6	.62	.51	.43	.61	.50	.42	.48	.42	.37
7	.58	.46	.38	.56	.45	.37	.43	.37	.32
8	.53	.41	.33	.52	.40	.33	.39	.32	.28
9	.49	.37	.29	.47	.36	.29	.35	.28	.24
10	.45	.33	.26	.44	.33	.26	.32	.25	.21

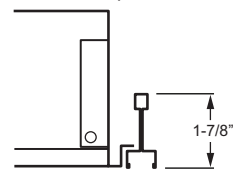
Effective Floor Cavity Reflectance = .20

## FIXTURE DETAILS

### BACKVIEW

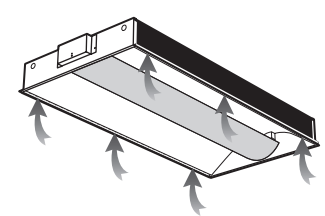


### SLOT GRID (Williams' SG)



Screw Slot NEMA Type "SS"

### AIR RETURN



### DUSTCOVER OPTION

