


# LED EXIT LIGHT WITH REMOTE

# EXIT/REMOTE



**SUBMITTAL:**

**JOB:**

**TYPE:**

**VOLTAGE:**

EXAMPLE:

**EXIT/REMOTE - SF - R - WHT - OPTIONS**

SERIES

NUMBER OF FACES

LETTER COLOR

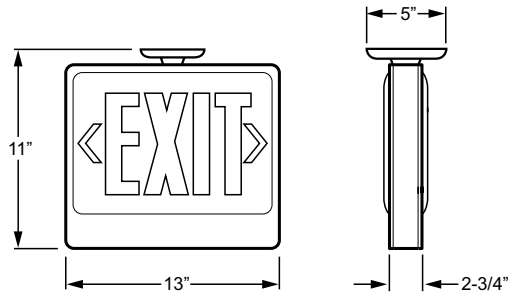
HOUSING COLOR

ACCESSORIES

## SERIES

### FEATURES

- ▶ 6-volt, sealed lead acid, maintenance-free battery provides 90 minutes of emergency operation.
- ▶ Automatic, low voltage disconnect (LVD) activates unit in event of partial power failure or brownout.
- ▶ 25-year LED lamp life.
- ▶ Universal directional indicators.
- ▶ Energy consumption of less than 4 watts for red letters and less than 5 watts for green letters.
- ▶ Built-in test switch.
- ▶ Charge rate/power on LED indicator.
- ▶ Available with industry-standard white or black housing.
- ▶ Larger battery supports 10.8-watt remote capability.
- ▶ Universal mounting canopy for top or side installation included.



## EXIT/REMOTE SERIES

**HOUSING** — Injection-molded, V0 flame retardant, high-impact thermoplastic housing.

**ELECTRICAL** — Universal transformer for 120 or 277 VAC operation.

**MOUNTING** — Universal mounting canopy for top or side installation included.

### NUMBER OF FACES (Must specify)

<b>SF</b> Single face	<b>DF</b> Double face
-----------------------	-----------------------

### LETTER COLOR (Must specify)

<b>R</b> Red	<b>G</b> Green
--------------	----------------

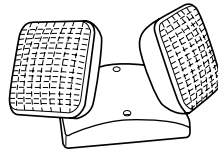
### HOUSING COLOR (Must specify)

<b>WHT</b> Industry-standard white	<b>BLK</b> Black
------------------------------------	------------------

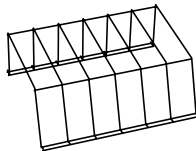
### ACCESSORIES



**RH**  
5.4-watt single remote head, industry-standard white



**DRH**  
10.8-watt dual remote head, industry-standard white



**WG**  
Wireguard

## LABELS

Listed to UL 924 standard as an emergency/exit light suitable for dry or damp locations.

