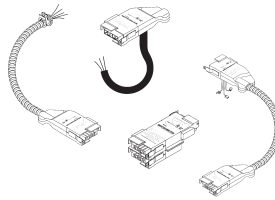
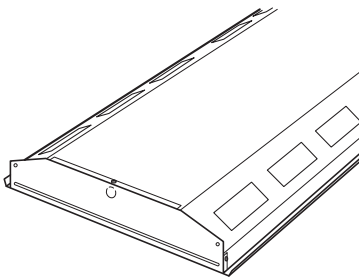


WILFLEX MODULAR WIRING



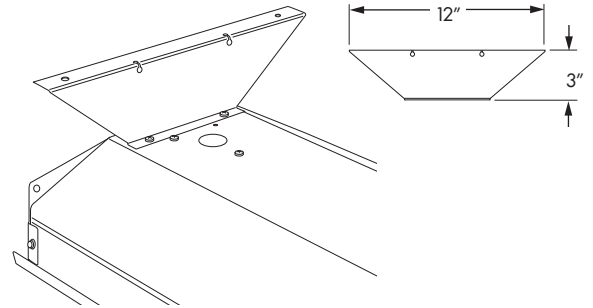
The ideal choice for all your modular wiring needs. Wilflex™ incorporates the plug-and-play method, which allows for quick, easy, and reliable installations that will decrease labor costs relative to traditional hard-wire methods – saving you time and money.

5% UPLIGHT



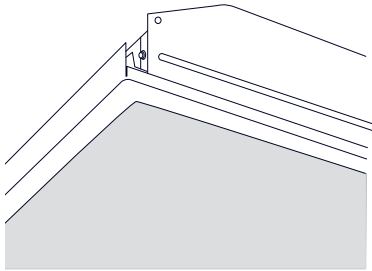
Optional apertures in the top of the housing provide 5% uplight to illuminate the ceiling and eliminate the "cave effect".

3" SPACER BRACKET



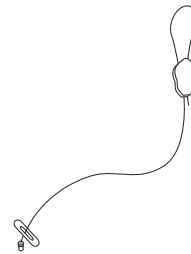
Spacer bracket that provides a 3" gap between the fixture and the mounting surface. Two required per fixture.

DOOR FRAME



Steel door frame with 0.118" thick clear high temperature acrylic glazing (non-prismatic clear lens). Other lens materials available – consult factory. Spring-steel clips secure the door frame to the GL housing.

GRIPPLE® HANG-FAST SUSPENSION SYSTEM

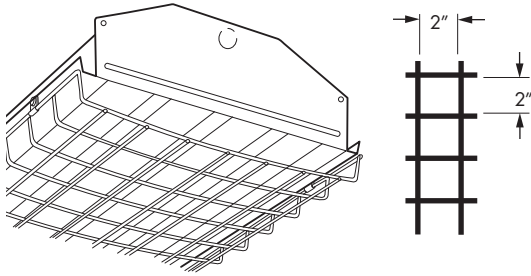


Adjustable aircraft cable suspension system that quickly and securely mounts fixture to supporting structure. Available in 5', 10', 15', and 30' lengths. Optional 'Y' style available. 2 required per fixture



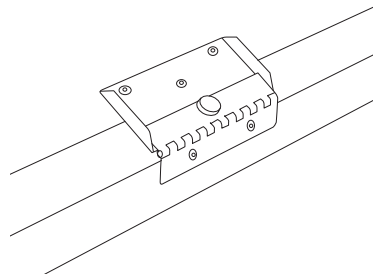
A Visible Difference

WIREGUARD



11 gauge white powder coated wireguard protects lamps where risk of impact is present – ideal for gymnasiums. Wireguard is secured by 4 clips (2 on each side) with screws installed into the housing holding the clips into place. May be used in conjunction with lensed door frame.

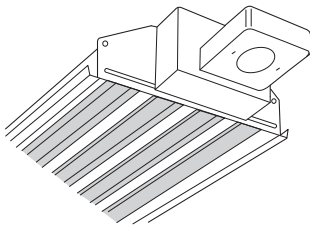
Piano Hinge Door Frame & Lens



Piano hinged steel door frame with 0.118" thick clear high temperature acrylic glazing (non-prismatic clear lens). Other lens materials are available – consult factory.

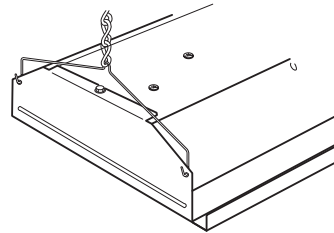
Note: Four piano hinge brackets on the channel. Two on each side.

OCCUPANCY SENSOR



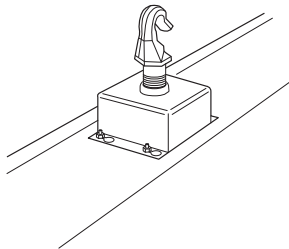
Nothing saves energy like lights out! Instant-on allows the GL to be used with an occupancy sensor to turn lights on when motion is detected and off when motion is no longer detected. Adjustable time delay of 30 seconds to 20 minutes.

VBY HANGER & CHAIN



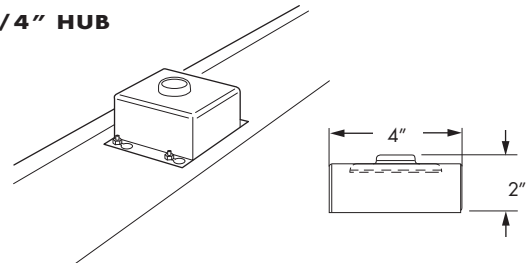
2 galvanized wire hangers and 2 pieces of chain quickly and securely mount the fixture to support structure. Consult factory for available lengths of chain.

HOOK MOUNT



Mounting hook with safety screw allows easy replacement of existing HID fixtures. Hook attaches to the fixture with 3/4" cast-iron hub and junction box. A 10' long aircraft cable and 'Y' style hanger with toggle clips is factory furnished for leveling fixture from single support.*

3/4" HUB



Cast-iron 3/4" mounting hub and junction box for single pendant mounting. Removable cover plate allows access to wiring. A 10' long aircraft cable and 'Y' style hanger with toggle clips is factory furnished for leveling fixture from single support.*

* Refer to installation instructions for additional mounting information.



A Visible Difference