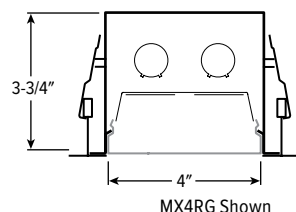


MX4R PoE | tunable **WHITE** 4" Continuous – Recessed



CATALOG #: _____

TYPE: _____

PROJECT: _____



FEATURES

- Deliver scalable, data-driven smart buildings with PoE-enabled fixtures and controls
- Support human-centric design with adaptive, individualized lighting using tunable white light
- Create elegant spaces with a seamless, continuous row of illumination
- Specify in one inch increments to create a perfect fit
- High-performance up to 136 lm/W
- Linear extrusion contains snap-in light rails for ease of installation and maintenance
- Versatile MX4 system includes recessed, surface, suspended and in-wall mounting, see hew.com
- Corner configurations available, see Product Builder at hew.com/product-builder
- Diffuse acrylic lens provides uniform illumination for visual comfort
- Made Right Here® in the USA

SPECIFICATIONS

- HOUSING** – Extruded aluminum.
- SHIELDING** – Extruded, flat, diffuse acrylic lens.
- FINISH** – 92% minimum average reflective white polyester powder coat bonded to phosphate-free, multi-stage pretreated metal. All parts painted after fabrication to facilitate installation, increase efficiency, and inhibit corrosion.
- ELECTRICAL** – High-quality mid-power LED board. L70 > 60,000 hours per IES TM-21. Low-voltage DC fixture, to be fed by Class 2 power supply. Tunable White products use LEDs of multiple CCTs and may produce a perceptibly different shade of white from single-CCT products at the same CCT. All CCTs are within 3 MacAdam ellipses.
- MOUNTING** – MX4RT: Drywall mount allowing for ceiling materials 1/4" - 1-1/4" thick. Fixture to be installed prior to drywall or finished ceiling material.
MX4RG: NEMA Type "G" 15/16" or 1" grid standard.
- LISTINGS** –
 - cCSAus certified as luminaire suitable for dry or damp locations.
 - Complies with the Buy American Act and other federal regulations. Request certification at hew.com/baa.
- WARRANTY** – 5-year limited warranty, see hew.com/warranty.

SYSTEM REQUIREMENTS

- PoE-ready luminaires are connected to building power systems through network integration and require other components for complete PoE lighting system
- For additional PoE info, see hew.com/poe

ORDERING EXAMPLE: MX4RTR - 8'00 - P7/835 - F - OPTIONS - POE PR

SERIES	FIXTURE STYLE	LENGTH
MX4R	TR Drywall or Hard Surface - Trim	Lengths specified in feet and inches using 1" increments, 2' minimum. Example: 8'00 = 8'-0"
	TL Drywall or Hard Surface - Trimless	
	G Grid ^[1]	

Product Builder

Easily build shapes & simplify ordering with the Williams Linear Product Builder at hew.com/product-builder ^[2]



LUMENS ^[3]	CRI	CCT	SHIELDING	OPTIONS	CONTROL ^[4]
P7 700lm	8 80	27 2700K	F Flat, diffuse acrylic	V90R	POE PR Power over Ethernet-ready
	9 90 ^[5]	30 3000K		V90G	
		35 3500K		ASY	
		40 4000K		WET/CC	
		50 5000K			
		TW Tunable white (80 CRI, 3000K–5000K)			

NOTES

- Earthquake clips provided.
- See page 3 for CORNER DETAILS.
- Lumens per foot output based on F shielding and 3500K for single CCT and 4000K for TW. Actual performance may vary ±5%. See page 2 for FIXTURE PERFORMANCE DATA.
- For additional PoE connection details, consult factory.
- Extended lead times may apply. Consult factory for availability. Not available with Tunable White.
- Connects MX4RT to vertically mounted MX4RT. Ships separately. Extended lead times may apply. Consult factory for availability.
- Connects MX4RG to vertically mounted MX4RT. Extended lead times may apply. Consult factory for availability.
- Available with F shielding only. Creates uneven lens illumination. See page 2 for CROSS SECTIONS.



MX4R PoE | tunable **WHITE** 4" Continuous – Recessed

FIXTURE PERFORMANCE DATA

STATIC WHITE (PER FOOT)

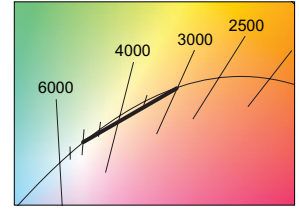
DELIVERED LUMENS	WATTAGE	EFFICACY (lm/W)
749	6	128

TUNABLE WHITE (PER FOOT)

DELIVERED LUMENS	WATTAGE	EFFICACY (lm/W)
745	5	136

MULTIPLIER TABLES

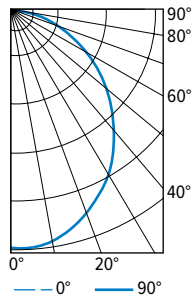
	CCT	COLOR TEMPERATURE	
		STANDARD	TUNABLE WHITE
80 CRI	2700K	0.97	—
	3000K	0.99	0.95
	3500K	1.00	0.98
	4000K	1.03	1.00
	5000K	1.06	0.96
90 CRI	2700K	0.82	—
	3000K	0.83	—
	3500K	0.84	—
	4000K	0.86	—
	5000K	0.90	—



- Photometrics tested in accordance with IESNA LM-79. Results based on average wattage for 120V through 277V input, and 25°C ambient temperature. Static white results based 80 CRI/3500K CCT. Tunable white results based on 80 CRI/4000K CCT. Actual performance may vary +/-5%.
- Use multiplier tables to calculate additional options.

PHOTOMETRY

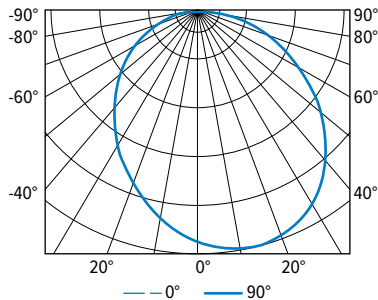
MX4RTR-4'00-P7/835-F Total Luminaire Output: 2996 lumens; 23.4 Watts | Efficacy: 128 lm/W | 80 CRI; 3500K CCT



VERTICAL ANGLE	HORIZONTAL ANGLE			ZONAL LUMENS
	0°	45°	90°	
0	1226	1226	1226	
5	1233	1211	1209	115
15	1176	1147	1140	325
25	1051	1034	1019	476
35	902	875	859	551
45	724	708	679	544
55	544	511	502	463
65	338	326	316	324
75	154	153	154	164
85	24	24	24	36
90	2	0	0	

LUMEN SUMMARY	ZONE	LUMENS	% FIXTURE
	0 - 30	916	31
	0 - 40	1467	49
	0 - 60	2473	83
	0 - 90	2996	100
	0 - 180	2996	100

MX4RTR-4'00-P7/835-F-ASY Total Luminaire Output: 2661 lumens; 24 Watts | Efficacy: 111 lm/W | 80 CRI; 3500K CCT

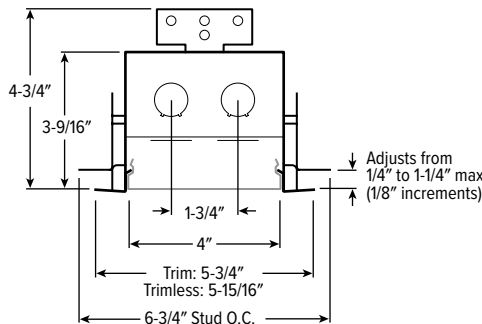


VERTICAL ANGLE	HORIZONTAL ANGLE						ZONAL LUMENS
	0°	45°	90°	135°	180°		
0	959	959	959	959	959		
5	956	978	989	978	956	91	
15	916	986	1016	986	916	259	
25	841	945	988	945	841	389	
35	733	852	901	852	733	462	
45	605	723	767	723	605	471	
55	466	569	607	569	466	422	
65	320	401	430	401	320	322	
75	169	229	250	229	169	189	
85	42	71	83	71	42	56	
90	2	11	16	11	2		

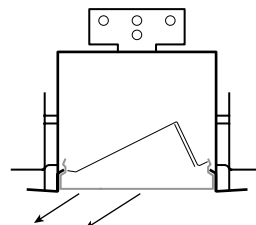
LUMEN SUMMARY	ZONE	LUMENS	% FIXTURE
	0 - 30	739	28
	0 - 40	1201	45
	0 - 60	2094	79
	0 - 90	2661	100
	0 - 180	2661	100

CROSS SECTIONS

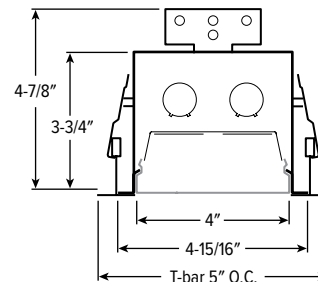
MX4RT



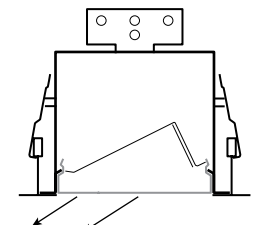
ASY OPTION



MX4RG



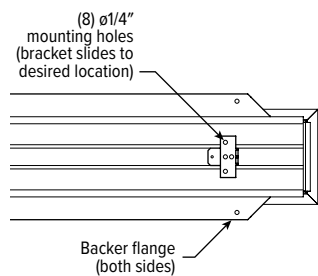
ASY OPTION



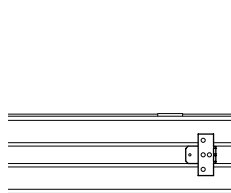
FIXTURE DETAILS

BACK VIEWS

MX4RT

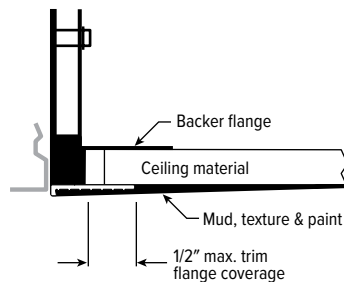


MX4RG

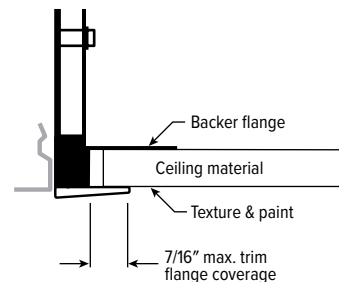


TRIM FINISH DETAILS (MX4RT only)

Trimless



Trim



ROUGH-IN DIMENSIONS

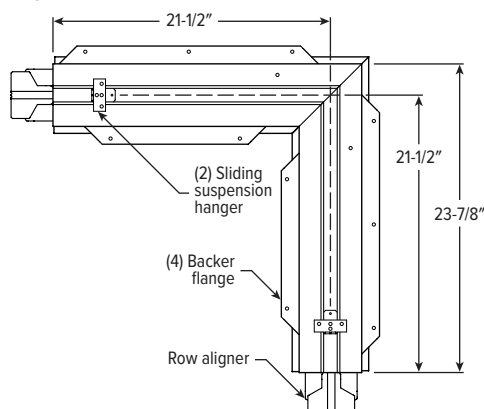
- Framing allowance for width (stand-alone) is $5\text{--}3/4" \pm 1/4"$.
- Framing allowance for length (All Types) is length plus $1\text{--}1/2"$ minimum.

CORNER DETAILS

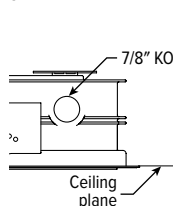
Note: Corner orientation determined in field. Feeder corner end cap shipped separately.

MX4R90T

BACK VIEW

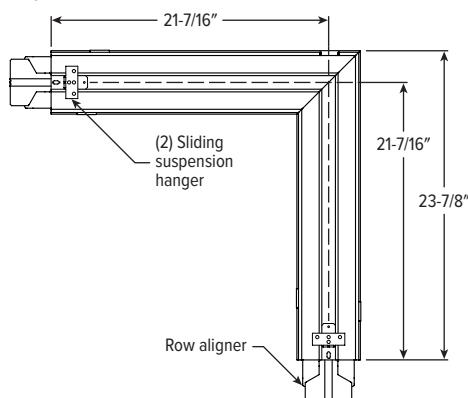


SIDE VIEW

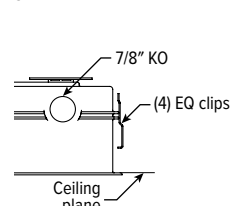


MX4R90G

BACK VIEW

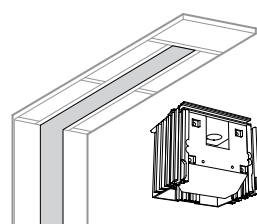


SIDE VIEW

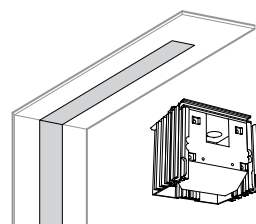


TRANSITION CORNERS

Includes tamper resistant lens bracket for lower end of vertical fixture.



V90G



V90R

